

Parkland at a Glance

Enrollment Statistics¹

- Total students served²: **350,076**
- Credit student 2022-23 headcount³: **8,984**
- Credit student 2022-23 FTE⁴: **3,845**
- Student-Faculty ratio for Fall 2023⁵: **15:1**
- Credit student Fall 2023⁵ census: **6,018**
- Credit student Fall 2023 census FTE: **3,484**

Student Characteristics⁵

- % Female: **54%** / % Male **46%**
- % Ethnicity (Minimum %)
 - % Caucasian: **59%**
 - % African-American: **13%**
 - % Hispanic/Latino: **12%**
 - % Unknown: **1%**
 - % Asian: **6%**
 - % Native American: **0%**
 - % Two or More Races: **6%**
- % Residency Status
 - % In-District: **76%**
 - % Out-of-District: **19%**
 - % Out-of-State: **3%**
 - % International: **2%**
- % Full-Time: **35%** / % Part-Time **65%**
- % of area high school 2023 graduates attending Parkland⁶: **23%**

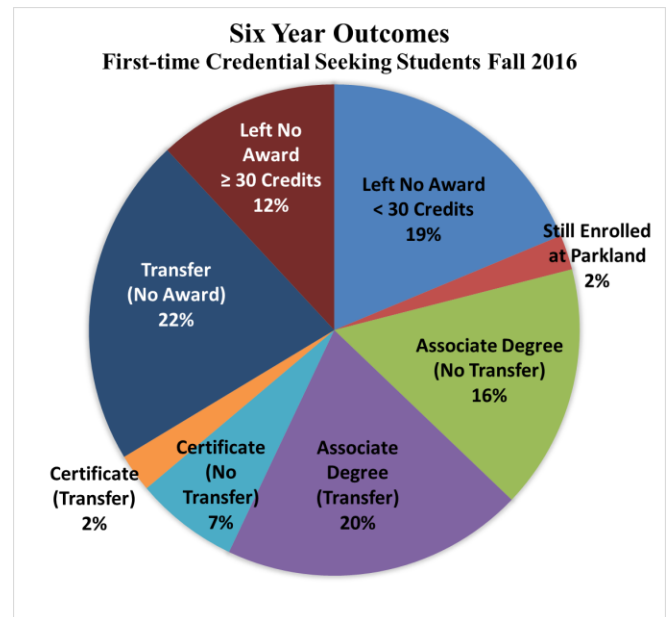
Financial Aid⁷

Average amount of grant or scholarship aid from the federal government, state/local government, the institution, and other sources known to the Institution for 2021-2022: **\$4,809**

Average federal student loan in 2021-22: **\$3,336**
Average Pell Grant in 2021-2022: **\$3,665**

Percent of undergraduate students receiving Pell grants in 2021-2022: **28%**

Measures of Success⁸



Number of degrees and certificates awarded to Parkland graduates, FY2023⁹: **1,518 Total**

2021 ICCB Economic Impact Study¹⁰

More than 80% of completers of long-term certificate programs or AAS programs at Parkland College are employed in career jobs within a year of graduation.

Career job employment rates for long-term certificate and AAS completers within 1 Year, by career cluster:

- Health Science: **89%**
- Business, Management, & Admin: **84%**
- Manufacturing: **82%**
- Information Technology: **82%**
- Human Services: **80%**
- Agriculture, Food & Natural Resources: **76%**

Median annual earnings of long-term certificate & AAS completers 3 years after graduating¹¹: **\$39,636**

A Parkland graduate can expect a lifetime earnings *gain* over a 40-year career of \$620,000.

¹ Percentages are rounded and may not add to 100%

² Total students served to date, as of 02/13/2024

³ Annual enrollment based on FY2023 A1 dataset

⁴ Full-Time Equivalent

⁵ Based on FY2024 E1 and C1 datasets using IPEDS definition

⁶ Source: Parkland College Admissions and Records

⁷ Based on IPEDS student financial aid 2022-2023 report

⁸ FY2023 Voluntary Framework of Accountability (VFA)

⁹ Based on A2 annual completions dataset

¹⁰ Based on 2021 ICCB Parkland College Economic Impact Study

¹¹ Based on FY2016 long-term certificate and AAS completers

Student Transfers to Four- Year Institutions¹²:

Percent of credential-seeking students that transfer to a 4-year university after Parkland: **32%**

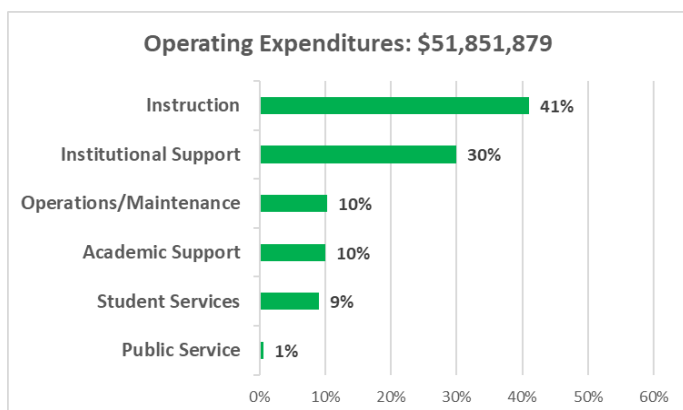
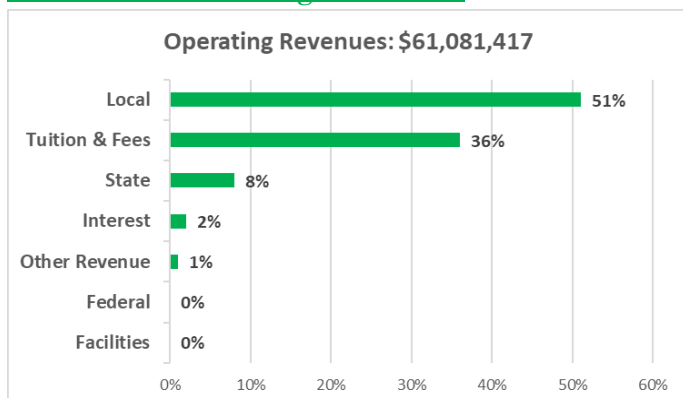
Percent of total transfers based on National Student Clearinghouse Data

- Univ of Illinois at Urbana/Champaign: **26%**
- Eastern Illinois University: **11%**
- Illinois State University: **9%**
- Southern Illinois-Carbondale: **3%**
- University of Illinois-Chicago: **3%**
- University of Illinois-Springfield: **2%**
- Other Illinois Universities: **15%**
- Out of State Universities: **33%**

Employees¹³

- Full-time faculty: **145**
- Part-time faculty: **263**
- Staff: **316**

FY 2023 Parkland College Finances¹⁴



2023-2024 Tuition and Fees

- Resident of District 505: **\$178.50**
- In-State, Out of District 505¹⁵: **\$401.75**
- Out of State/International¹⁶¹⁷: **\$552.75**

Parkland Foundation¹⁸

- Total Gift Income, FY2023: **\$2,770,879**
- Total Donors: **713**

Percent of donors who gave to Parkland

- Corporate: **\$2,124,270** **77%**
- Individual: **\$646,609** **23%**

Parkland Grants

- Number of Grants Awarded, FY2023: **31**
- Total Grant Funds Awarded: **\$11,400,747**

Degrees Conferred

Over 130 degree and certificate programs

Credentials include Associate in Arts; Associate in Science; Associate in Engineering Science; Associate in Fine Arts; Associate in Applied Science; Associate in General Studies; Certificates; General Education Core Curriculum Certificate

Certain advanced degree programs are available through university partnerships

History

Parkland College was founded in 1966

Since 1972, Parkland College has been accredited by the Higher Learning Commission

College President

Pam Lau, Ed.D.

District 505 Service Area

Most of Champaign, Piatt, Ford, and Douglas counties. Parts of DeWitt, McLean, Iroquois, Vermilion, Livingston, Edgar, Coles, and Moultrie counties.

¹² Based on National Student Clearinghouse data, 2018-2022

¹³ Based on FY2024 C1 dataset

¹⁴ Source: Parkland College FY2023 Comprehensive Annual Financial Report, General Funds

¹⁵ For internet courses the tuition plus fees is \$257.75 per credit hour

¹⁶ For internet courses the tuition plus fees is \$314.75 per credit hour

¹⁷ Nonresident tuition plus fees for Ford ASSET and Case New Holland is \$257.75

¹⁸ FY2023