

# Parkland at a Glance

## Enrollment Statistics<sup>1</sup>

- Total students served<sup>2</sup>: **344,129**
- Credit student 2021-22 headcount<sup>3</sup>: **8,533**
- Credit student 2021-22 FTE<sup>4</sup>: **3,629**
- Student-Faculty ratio for Fall 2022<sup>5</sup>: **15:1**
- Credit student Fall 2022<sup>5</sup> census: **5,686**
- Credit student Fall 2022<sup>5</sup> census FTE: **3,375**

## Student Characteristics<sup>5</sup>

- % Female: **55%** / % Male **45%**
- % Ethnicity (Minimum 1 %)
  - % Caucasian: **59%**
  - % African-American: **14%**
  - % Hispanic/Latino: **11%**
  - % Unknown: **3%**
  - % Asian: **6%**
  - % Native American: **0%**
  - % Two or More Races: **6%**
- % Residency Status
  - % In-District: **76%**
  - % Out-of-District: **20%**
  - % International: **2%**
  - % Out-of-State: **2%**
- % Full-Time: **38%** / % Part-Time **62%**
- % of area high school 2022 graduates attending Parkland<sup>6</sup>: **22%**

## Financial Aid<sup>7</sup>

Average amount of grant or scholarship aid from the federal government, state/local government, the institution, and other sources known to the Institution for 2020-2021: **\$4,387**

Average federal student loan in 2020-21: **\$3,486**

Average Pell Grant in 2020-2021: **\$3,857**

Percent of undergraduate students receiving Pell grants in 2020-2021: **27%**

<sup>1</sup> Percentages are rounded and may not add to 100%

<sup>2</sup> Total students served to date, as of 09/29/2022

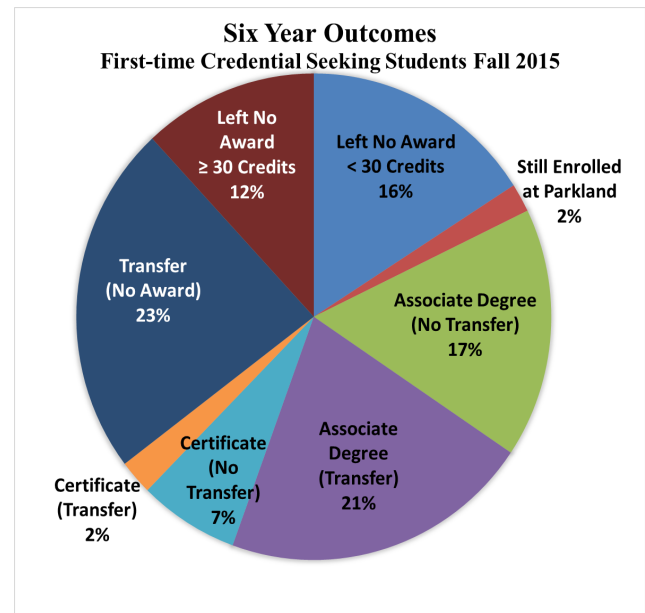
<sup>3</sup> Annual enrollment based on FY2022 A1 dataset

<sup>4</sup> Full-Time Equivalent

<sup>5</sup> Based on FY2023 E1 and C1 datasets using IPEDS definition

<sup>6</sup> Source: Parkland College Admissions and Records

## Measures of Success<sup>8</sup>



Number of degrees and certificates awarded to Parkland graduates, FY2022<sup>9</sup>: **1,451 Total**

## 2021 ICCB Economic Impact Study<sup>10</sup>

More than 80% of completers of long-term certificate programs or AAS programs at Parkland College are employed in career jobs within a year of graduation.

Career job employment rates for long-term certificate and AAS completers within 1 Year, by career cluster:

- Health Science: **89%**
- Business, Management, & Admin: **84%**
- Manufacturing: **82%**
- Information Technology: **82%**
- Human Services: **80%**
- Agriculture, Food & Natural Resources: **76%**

Median annual earnings of long-term certificate & AAS completers 3 years after graduating<sup>11</sup>: **\$39,636**

A Parkland graduate can expect a lifetime earnings *gain* over a 40-year career of \$620,000.

<sup>7</sup> Based on IPEDS student financial aid 2021-2022 report

<sup>8</sup> FY2022 Voluntary Framework of Accountability (VFA)

<sup>9</sup> Based on A2 annual completions dataset

<sup>10</sup> Based on 2021 ICCB Parkland College Economic Impact Study

<sup>11</sup> Based on FY2016 long-term certificate and AAS completers

## Student Transfers to Four- Year Institutions<sup>12</sup>:

Percent of credential-seeking students that transfer to a 4-year university after Parkland: **32%**

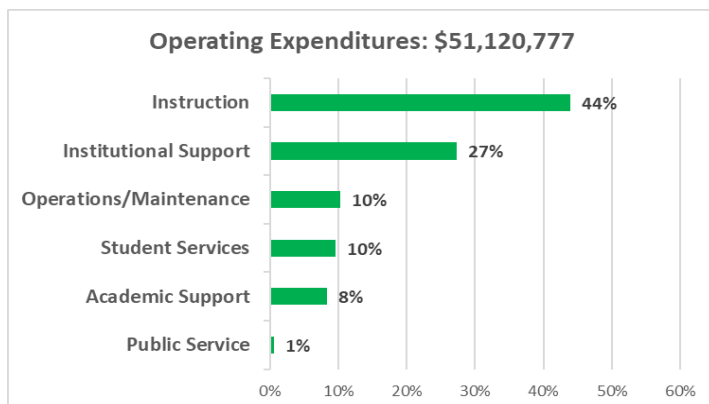
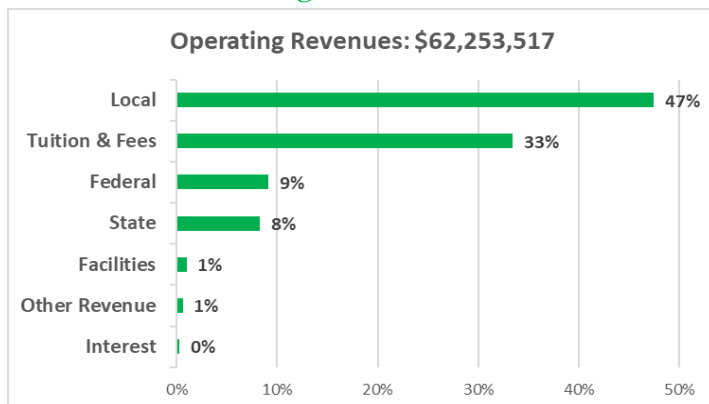
Percent of total transfers based on National Student Clearinghouse Data

- Univ of Illinois at Urbana/Champaign: **26%**
- Eastern Illinois University: **11%**
- Illinois State University: **9%**
- Southern Illinois-Carbondale: **3%**
- University of Illinois-Chicago: **3%**
- University of Illinois-Springfield: **2%**
- Other Illinois Universities: **16%**
- Out of State Universities: **32%**

## Employees<sup>13</sup>

- Full-time faculty: **149**
- Part-time faculty: **216**
- Staff: **286**

## FY 2022 Parkland College Finances<sup>14</sup>



<sup>12</sup> Based on National Student Clearinghouse data, 2017-2021

<sup>13</sup> Based on FY2023 C1 dataset

<sup>14</sup> Source: Parkland College FY2022 Comprehensive Annual Financial Report, General Funds

<sup>15</sup> For internet courses the tuition plus fees is \$247.50 per credit hour

## 2022-2023 Tuition and Fees

- Resident of District 505: **\$171.00**
- In-State, Out of District 505<sup>15</sup>: **\$386.00**
- Out of State/International<sup>16,17</sup>: **\$531.00**

## Parkland Foundation<sup>18</sup>

- Total Gift Income: **\$1,655,528**
- Total Donors: **645**

### Percent of donors who gave to Parkland

- Alumni and Parents: **8%**
- Faculty/Staff: **5%**
- Other individuals: **51%**
- Corporations: **27%**
- Trustees: **9%**

## Degrees Conferred

Over 130 degree and certificate programs

Credentials include Associate in Arts; Associate in Science; Associate in Engineering Science; Associate in Fine Arts; Associate in Applied Science; Associate in General Studies; Certificates; General Education Core Curriculum Certificate

Certain advanced degree programs are available through university partnerships

## History

Parkland College was founded in 1966

Since 1972, Parkland College has been accredited by the Higher Learning Commission

## College President

Pam Lau, Ed.D.

## District 505 Service Area

Most of Champaign, Piatt, Ford, and Douglas counties. Parts of DeWitt, McLean, Iroquois, Vermilion, Livingston, Edgar, Coles, and Moultrie counties.

<sup>16</sup> For internet courses the tuition plus fees is \$302.50 per credit hour

<sup>17</sup> Nonresident tuition plus fees for Ford ASSET and Case New Holland is \$247.50

<sup>18</sup> FY2022