

Institution Characteristics 2024-25

Institution: Parkland College (147916)

User ID: P1479161

Overview

IC Overview

Welcome to the Institutional Characteristics (IC) survey component. This survey component collects directory information, including data that are key to reporting throughout the IPEDS data collection and must be completed and locked before any other survey can be started. Any errors in the IC survey component can lead to further errors in the data reporting process, so please be very careful in reporting these data correctly and contact the IPEDS Help Desk (877.225.2568) if you have any questions.

This survey component also collects basic institutional information including student services and athletic association.

The IC should be completed based on the **current year**. Some IC questions may require nothing more than a confirmation if nothing has changed. Please make changes as necessary, and complete items that do need a response (e.g., enrollment questions).

Remember, it is the responsibility of the keyholder to provide NCES with accurate data about the institution. Please never hesitate to call the IPEDS Help Desk at 1-877-225-2568 and ask for help to make sure that you are reporting correctly!

Because of the importance of the IC data in Section 1 (Header Information) in determining the screens you will receive in other survey components, be sure to report correctly, and to contact the IPEDS Help Desk if you have **ANY** questions about what you need to report.

The IC data in Section 1(Header Information) affect other survey components in the following ways:

- The Educational Offerings question verifies your institution's inclusion in IPEDS.
- The Control and Levels page is key to all survey components, especially to Finance (F) and Graduation Rates (GR). Additionally, this is important information for students, impacts many federal reports, and is used in placing institutions in appropriate net price groupings.
- Calendar system selection impacts student charges data reported in Cost (CST), Fall Enrollment (EF), GR, and Student Financial Aid (SFA) data.
- Enrollment levels impact student charges in CST and enrollment categories in the EF survey component.
- The Open Admission question determines whether the Admissions component will be required in the Winter collection.
- The Academic Libraries expenses question determines whether the Academic Libraries component will be required in the Spring collection. This question is asked of degree-granting institutions only.
- The operations question for new institutions determines reporting of 12-month Enrollment (E12).

Data Reporting Reminder:

- Report data to accurately reflect the time period corresponding with the IPEDS survey component, even if such reporting is seemingly inconsistent with prior-year reporting.

Changes to reporting:

The following changes have been made for 2024-25 collection:

- The IC survey includes elements of the IC Header and the IC survey components. IC no longer includes Cost data; those data are collected in the new Cost survey component.
- Minor changes/clarifications to instructions and FAQs.

Resources:

- To download survey materials package for this component: [Survey Materials](#)

If you have questions about completing the survey, please contact the IPEDS Help Desk at 1-877-225-2568.

Section 1- Header Information: Part A - Educational Offerings

1. Which of the following types of for-credit instruction/programs are offered by your institution? [Check one or more]

i *If your institution does not offer occupational or academic programs, you are not expected to complete this or any other IPEDS survey component.*

- Occupational, may lead to a certificate, degree, or other recognized postsecondary credential
- Academic, may lead to a certificate, degree, or diploma
- Recreational or avocational (leisure) programs
- Adult basic or developmental instruction or high school equivalency
- Secondary (high school)
- Developmental

Section 1- Header Information: Part B - Mission Statement

1. Provide the institution's mission statement *or* a web address (URL) where the mission statement can be found. Typed statements are limited to 2,000 characters or less. The mission statement will be available to the public on College Navigator.

Mission Statement URL:

https://

www.parkland.edu/main/about-parkland/administration

Mission Statement:

Section 1- Header Information: Part B - Organization - Control and Levels

2. What is your institutional control or affiliation?

Be sure to select the correct control for your institution. Errors on this question have an impact throughout the IPEDS surveys, in federal reporting, in net price groupings, and on your institutions' appearance to students. If you reported incorrectly in a previous year, please contact the IPEDS Help Desk at 877.225.2568 to correct the error.

- Public** - Select primary and/or secondary controls below

Primary control

Secondary control (if applicable)

State Select One

- Private for-profit**
- Private not-for-profit** independent (no religious affiliation)
- Private not-for-profit** religious affiliation - Select affiliation below

Select One

3. What award levels are offered by your institution? [Check all that apply]


Award Levels reported should be completed based on the **current year**. When reporting award levels for subbaccalaureate certificates (levels 1a, 1b, 2, and 4), **determine program length by the number of credit or clock hours**.

The "Other" award level should not be used unless your program truly does not fit any of the other award levels. We expect very few institutions to fit the "Other" category.

Even though Teacher Preparation certificate programs may require a bachelor's degree for admission, they are considered subbaccalaureate undergraduate programs. Check the applicable award level 1a, 1b, 2, or 4, depending on the length of the Teacher Preparation program.

Award Level		
BELOW THE BACCALAUREATE:		
1a	<input checked="" type="checkbox"/>	<u>Postsecondary award, certificate, or diploma of</u> - less than 300 clock hours, or - less than 9 semester or trimester credit hours, or - less than 13 quarter credit hours
1b	<input checked="" type="checkbox"/>	<u>Postsecondary award, certificate, or diploma of</u> - 300-899 clock hours, or - 9-29 semester or trimester credit hours, or - 13-44 quarter credit hours
2	<input checked="" type="checkbox"/>	<u>Postsecondary award, certificate, or diploma of</u> - at least 900 but less than 1,800 clock hours, or - at least 30 but less than 60 semester or trimester credit hours, or - at least 45 but less than 90 quarter credit hours
3	<input checked="" type="checkbox"/>	<u>Associate's degree</u>
4	<input type="checkbox"/>	<u>Postsecondary award, certificate, or diploma of</u> - 1,800 or more clock hours, or - 60 or more semester or trimester credit hours, or - 90 or more quarter credit hours
BACCALAUREATE AND ABOVE:		
5	<input type="checkbox"/>	<u>Bachelor's degree</u> or equivalent
6	<input type="checkbox"/>	<u>Postbaccalaureate certificate</u>
7	<input type="checkbox"/>	<u>Master's degree</u>
8	<input type="checkbox"/>	<u>Post-master's certificate</u>
17	<input type="checkbox"/>	<u>Doctor's degree - research/scholarship</u>
18	<input type="checkbox"/>	<u>Doctor's degree - professional practice</u>
19	<input type="checkbox"/>	<u>Doctor's degree - other</u>
12	<input type="checkbox"/>	Other (please specify in context box below)

- Yes, I confirm that I reviewed the award levels offered by my institution above.**

 You may use the box below to provide additional context for the data you have reported above. Context notes will be posted on the College Navigator website. Therefore, you should write all context notes using proper grammar (e.g., complete sentences with punctuation) and common language that can be easily understood by students and parents (e.g., spell out acronyms).



Section 1- Header Information: Part B - Organization - Calendar System

Your response to the next question determines how your institution reports Institutional CST student charges data in the fall, Student Financial Aid data in the fall/winter, and Graduation Rates data in the winter.

If the calendar system differs from prior year or requires a change, please contact the IPEDS Help Desk at 877.225.2568.

4. What is the predominant calendar system at the institution? [Choose one]

Academic Year Reporting Method (Standard academic terms)

Selecting one of the following calendar types determines that your institution will provide Student Financial Aid and Graduation Rates data based on a FALL COHORT, and student charges data for a full ACADEMIC YEAR.

- Semester
- Quarter
- Trimester
- 4-1-4 or similar plan

Program Reporting Method (Other calendar system)

Selecting one of the following calendar types determines that your institution will provide Student Financial Aid and Graduation Rates data based on a FULL-YEAR COHORT, and student charges data by PROGRAM.

- Differs by program
- Continuous basis (every 2 weeks, monthly, or other period)

Hybrid/Mixed Reporting Method (Standard academic terms, other academic calendar)

Selecting the hybrid calendar type determines that your institution will provide Graduation Rates data based on a FULL-YEAR COHORT, student charges data for a full ACADEMIC YEAR, and Student Financial Aid data for students enrolling between August 1 and October 31.

- Hybrid (Other academic calendar)

Section 1- Header Information: Part B - Organization - Student Enrollment

5. Does your institution enroll any of the following types of students?

Include all levels offered by your institution, even if there are no students currently enrolled at that level.

Responses to these questions determine which screens will be generated for reporting academic year tuition charges, and for reporting Fall Enrollment during the Spring collection. Additionally, checking **Yes** for full-time, first-time, degree/certificate-seeking undergraduate students determines that your institution must report cost of attendance data (on the Cost I component) and Student Financial Aid data for these students.

	Full-time		Part-time	
<u>Undergraduate (academic or occupational programs)</u>	<input type="radio"/> No	<input checked="" type="radio"/> Yes	<input type="radio"/> No	<input checked="" type="radio"/> Yes
<u>First-time, degree/certificate-seeking undergraduate</u>	<input type="radio"/> No	<input checked="" type="radio"/> Yes	<input type="radio"/> No	<input checked="" type="radio"/> Yes
<u>Graduate (not including doctor's-professional practice)</u>	<input checked="" type="radio"/> No	<input type="radio"/> Yes	<input checked="" type="radio"/> No	<input type="radio"/> Yes

7. For academic year 2021-22, did your institution have any **full-time, first-time** degree/certificate-seeking students enrolled in programs at the baccalaureate level or below?

If you answer **Yes** to this question, you will be required to provide Graduation Rates data for the 2021-22 cohort in the winter collection. If you answer **No** to this question, indicate the reason you are not required to report Graduation Rates for the cohort year requested. If you reported any full-time, first-time degree/certificate-seeking students on the 2021-22 Fall Enrollment survey, the data will be preloaded below.

- No
 - This institution did not enroll full-time, first-time degree/certificate-seeking students.
 - This institution was not in operation in 2021-22.
- Yes

Full-time, first-time degree/certificate-seeking students from the 2021-22 Fall Enrollment survey (GR Cohort)

Section 1- Header Information: Part B - Multi-institution or Multi-campus Organization

8. Multi-institution or multi-campus organization

Is the institution part of a multi-institution or multi-campus organization that owns, governs, or controls the institution? **Do NOT indicate a religious affiliation here; that information is collected separately.**


If you need assistance or need to make changes, contact the IPEDS Help Desk at 1-877-225-2568. You will not be able to lock your submission if this question is blank.

- No, this institution **IS NOT** a part of a multi-institution or multi-campus organization that owns, governs, or controls the institution.
- Yes, this institution **IS** a part of a multi-institution or multi-campus organization that owns, governs, or controls the institution.

Section 2 - Institutional Characteristics: Part A - Services and Programs for Servicemembers and Veterans

1. Which of the following are available to veterans, military servicemembers, or their families?

- Yellow Ribbon Program (officially known as Post-9/11 GI Bill, Yellow Ribbon Program)
- Credit for military training
- Dedicated point of contact for support services for veterans, military servicemembers, and their families
- Recognized student veteran organization
- Member of Department of Defense Voluntary Educational Partnership Memorandum of Understanding
- None of the above

 You may use the box below to provide additional context for the data you have reported above. Context notes will be posted on the College Navigator website. Therefore, you should write all context notes using proper grammar (e.g., complete sentences with punctuation) and common language that can be easily understood by students and parents (e.g., spell out acronyms).

Section 2 - Institutional Characteristics: Part B - Student Services - Special Learning Opportunities

1. Does your institution accept any of the following? [Check all that apply]

- Credit for life experiences
- Advanced placement (AP) credits
- None of the above

2. What types of special learning opportunities are offered by your institution? [Check all that apply]

- ROTC
 - Army
 - Navy
 - Marine option
 - Air Force
- Study abroad
- Weekend/evening courses or programs
- Undergraduate research (co-curricula)
- i** Teacher certification (for the elementary, middle school/junior high, or secondary level)
 - Do not include certifications to teach at the postsecondary level.
 - Students can complete their preparation in certain areas of specialization
 - Students must complete their preparation at another institution for certain areas of specialization
 - This institution is approved by the state for the initial certification or licensure of teachers
- Comprehensive transition and postsecondary program for students with intellectual disabilities
- None of the above


Section 2 - Institutional Characteristics: Part B - Student Services: Other Student Services

4. Which of the following selected student services are offered by your institution? [Check all that apply]

- Academic/career counseling services
- Employment services for current students
- Placement services for program completers
- On-campus dependent care
- None of the above

5. Which of the following academic library resources or services does your institution provide? [Check all that apply]

- Physical facilities
- i** An organized collection of printed materials
- Access to Digital/electronic resources (databases, e-books, e-media, and e-serials)
- i** A staff trained to provide and interpret library materials
- Established library hours
- i** Access to library collections shared with other institutions
- None of the above

 You may use the box below to provide additional context for the data you have reported above. Context notes will be posted on the College Navigator website. Therefore, you should write all context notes using proper grammar (e.g., complete sentences with punctuation) and common language that can be easily understood by students and parents (e.g., spell out acronyms).

Section 2 - Institutional Characteristics: Part B - Student Services - Distance Education

7. Please indicate at what level(s) your institution does or does not offer distance education courses and/or distance education programs. Check all that apply.

	<u>Distance education courses</u>	<u>Distance education programs</u>	Does not offer Distance Education
Undergraduate level	<input checked="" type="checkbox"/>	<input type="checkbox"/>	<input type="checkbox"/>
Graduate level	<input type="checkbox"/>	<input type="checkbox"/>	<input type="checkbox"/>

8. Are all the programs at your institution offered exclusively via distance education programs?

- No
- Yes


Section 2 - Institutional Characteristics: Part B - Student Services: Disability Services

9. Please indicate the percentage of all undergraduate students enrolled during Fall 2023 who were formally registered as students with disabilities with the institution's office of disability services (or the equivalent office).

3 percent or less

More than 3 percent: (enter up to 2 decimal places)

%

 You may use the box below to provide additional context for the data you have reported above. Context notes will be posted on the College Navigator website. Therefore, you should write all context notes using proper grammar (e.g., complete sentences with punctuation) and common language that can be easily understood by students and parents (e.g., spell out acronyms).

Section 2 - Institutional Characteristics: Part B - Noncredit Education Offered

10. Which of the following categories of noncredit education are offered by your institution? [Check all that apply]

Note: Categories below may not be mutually exclusive.

- Workforce Education
- Contract Training/Customized Training
- Developmental Education
- Recreational/Avocational/Leisure/Personal Enrichment
- Adult Basic Education
- Adult High School Diploma or Equivalent
- English as a Second Language
- Continuing Professional Education
- None of the above

Section 2 - Institutional Characteristics: Part C - Athletic Association

1. Is this institution a member of a national athletic association?

- No
- Yes - Check all that apply
 - National Collegiate Athletic Association (NCAA)
 - National Association of Intercollegiate Athletics (NAIA)
 - National Junior College Athletic Association (NJCAA)
 - United States Collegiate Athletic Association (USCAA)
 - National Christian College Athletic Association (NCCAA)
 - Other

2. If this institution is a member of the NCAA or NAIA, specify the conference FOR EACH SPORT using the pull-down menu.

Sport	NCAA or NAIA member	Conference
Football	<input checked="" type="radio"/> No <input type="radio"/> Yes-Specify	Select One ▼
Basketball	<input checked="" type="radio"/> No <input type="radio"/> Yes-Specify	Select One ▼
Baseball	<input checked="" type="radio"/> No <input type="radio"/> Yes-Specify	Select One ▼
Cross country and/or track	<input checked="" type="radio"/> No <input type="radio"/> Yes-Specify	Select One ▼

Section 3 - Other Survey Component Questions: Part A - Open Admission


1. Does your institution have an open admission policy for all or most entering first-time degree/certificate-seeking undergraduate-level students?

If the only requirement for admission is a high school diploma or GED/other equivalent, your institution is still considered open admission. Institutions that require only an Ability to Benefit or similar test beyond the diploma/equivalent, and only reject a very small number of students based on the test, are also considered open admission.

i If your institution does not have an open admission policy, you will be required to report Admissions component on your admissions procedures and admissions yield.

- No
- Yes

...

 You may use the box below to provide additional context for the data you have reported above. Context notes will be posted on the College Navigator website. Therefore, you should write all context notes using proper grammar (e.g., complete sentences with punctuation) and common language that can be easily understood by students and parents (e.g., spell out acronyms).

Section 3 - Other Survey Component Questions: Part B - Library Access and Expenses

1. Does your institution have access to a library collection?

- No
- Yes (receives Academic Libraries component)

2. Were your annual total library expenses for Fiscal Year 2024 greater than zero?

- No
- Yes (receives Academic Libraries component)

Summary

Institutional Characteristics Component Summary

The purpose of this summary is to provide you an opportunity to view some of the data that, when accepted through the IPEDS quality control process, will appear on the [College Navigator](#) website and/or your institution's Data Feedback Report (DFR). In addition, all data reported in IPEDS survey components become publicly available through the [IPEDS Use the Data](#) and appear as aggregated statistics in various Department of Education reports. [College Navigator](#) is updated approximately three months after the data collection period closes and DFRs will be available through the [IPEDS Use the Data](#) and sent to your institution's CEO at the end of 2025.

Please review your data for accuracy. If you have questions about the data displayed below or after reviewing the data reported on the survey screens, please contact the IPEDS Help Desk at: 1-877-225-2568 or ipedshelp@rti.org.

Section 1 - Header Information	
Educational Offerings	Occupational, may lead to a certificate, degree, or other recognized postsecondary credential Academic, may lead to a certificate, degree, or diploma Recreational or avocational (leisure) programs Adult basic or developmental instruction or high school equivalency Developmental
Mission Statement	https://www.parkland.edu/main/about-parkland/administration
Control	Public Primary control: State Postsecondary awards, certificates, or diplomas of less than 300 clock hours...
Award Levels Offered	Postsecondary awards, certificates, or diplomas of 300-899 clock hours... Postsecondary awards, certificates, or diplomas of at least 900 clock hours but less than 1,800 clock hours... Associate's degree
Reporter Type	Academic
Calendar System	Semester Full-time Undergraduate
Levels of Enrollment Offered	Full-time First-time, degree/certificate-seeking Undergraduate Part-time Undergraduate Part-time First-time, degree/certificate-seeking Undergraduate
System	No system

Section 2 - Institutional Characteristics	
Services and Programs for Servicemembers and Veterans	Credit for military training Dedicated point of contact for support services for veterans, military servicemembers, and their families Recognized student veteran organization
Student Services	Credit for life experiences Advanced placement (AP) credits Study abroad
Credit Accepted	
Special Learning Opportunities	
Years of college-level work required for BS/BA program entry	N/A
Other Student Services	Academic/career counseling services Employment services for current students Placement services for program completers On-campus dependent care Physical facilities
Academic library resources	An organized collection of printed materials Access to Digital/electronic resources (databases, e-books, e-media, and e-serials) A staff trained to provide and interpret library materials Established library hours Access to library collections shared with other institutions
Distance Education	
DE program level(s)	Does not offer
DE course level(s)	Undergraduate Workforce Education
Noncredit Education	Contract Training/Customized Training Remedial Education Recreational/Avocational/Leisure/Personal Enrichment Adult Basic Education Adult High School Diploma or Equivalent English as a Second Language Continuing Professional Education
Disability Services	More than 3 percent: 8.40%

[Edit Report](#)

Institution Characteristics

There are no errors for the selected survey and institution.