

Cobra features released first quarter 2020

Announcements – Display author information | New

To provide more information to users, Announcements now supports displaying author information (name and timestamp) on new and edited announcements.

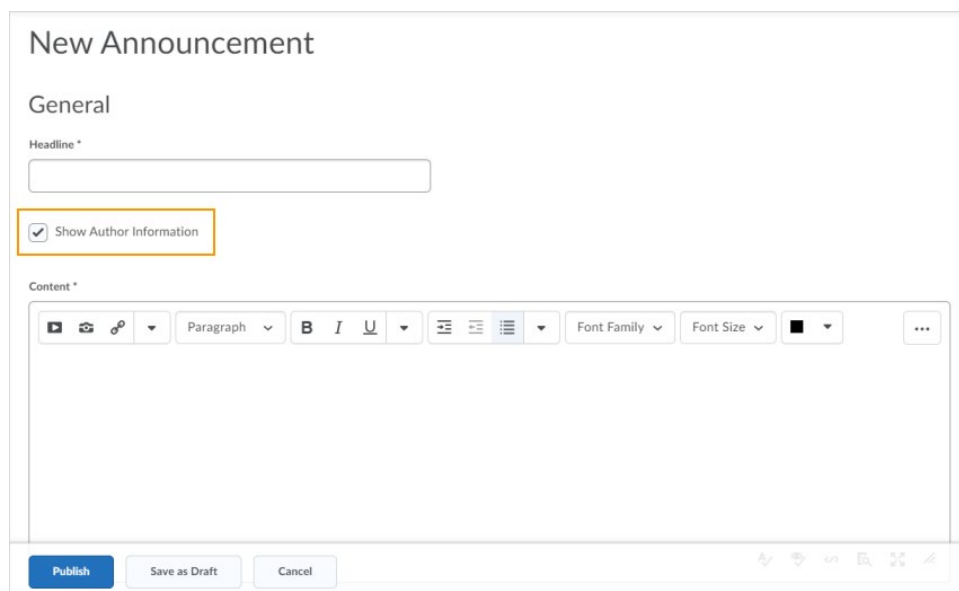
To control this functionality, administrators can set the new **d2l.Tools.News.AuthorInformationDefault** configuration variable, which controls the default state of a new **Display author information** check box when a user creates a new announcement. By default, the new check box is enabled. To provide more individual control, administrators can also grant the new **Announcements > Can Manage Author Information and Settings** permission to users, which controls the display of the new **Display author information** check box, allowing them to choose to display author information in announcements they create or edit.

If a user has the new permission, when the user creates or edits an announcement, a new **Show Author Information** check box displays in the **New/Edit Announcement** page, allowing them to choose if they want author information to display.

Users reading the announcement may see some or all of the following author information:

- the original author
- the original date and time of the announcement
- the author who edited the announcement
- the date and time of the edit

Developers using the Brightspace Platform API can set or retrieve author information and the indicator of author information for a specific announcement.



The screenshot shows the 'New Announcement' form. The 'General' section has a 'Headline *' field. Below it, the 'Show Author Information' checkbox is checked and highlighted with a yellow border. The 'Content *' section features a rich text editor with a toolbar containing icons for video, image, link, paragraph, bold, italic, underline, list, font family, font size, and background color. At the bottom, there are 'Publish', 'Save as Draft', and 'Cancel' buttons.

Figure: The new Show Author Information option on the New/Edit Announcement page

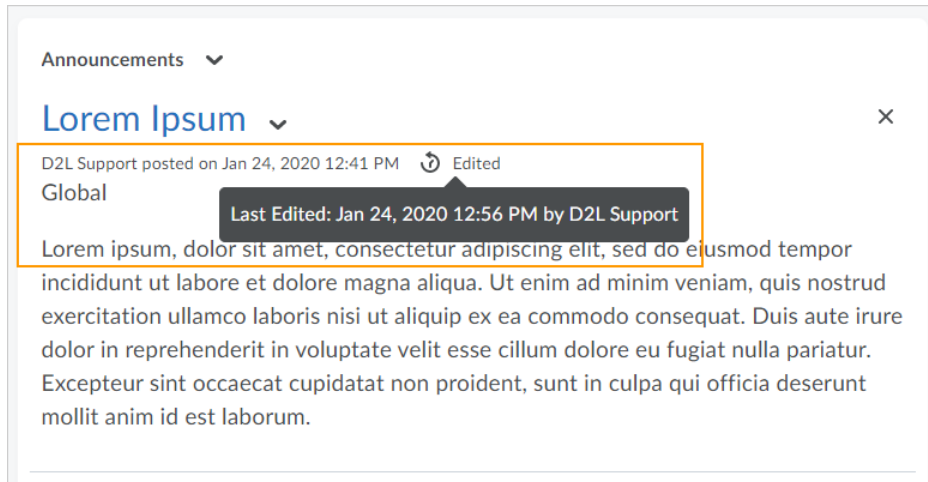


Figure: Author information in an announcement

Assignments - Streamlined access to inline feedback | New

To streamline access to assignment feedback, learners can now immediately access inline feedback from User Progress, Grades, and Assignments. From these tools, the **View Inline Feedback** link takes the learner directly to the annotations view (or Turnitin viewer, if that is the tool used to provide feedback). The inline feedback also includes a link to the file for the assignment, so learners know which document contains the feedback. Previously, the **View Inline Feedback** link took the learner to the Assignment feedback summary page, where they had to click a second link to view the feedback.

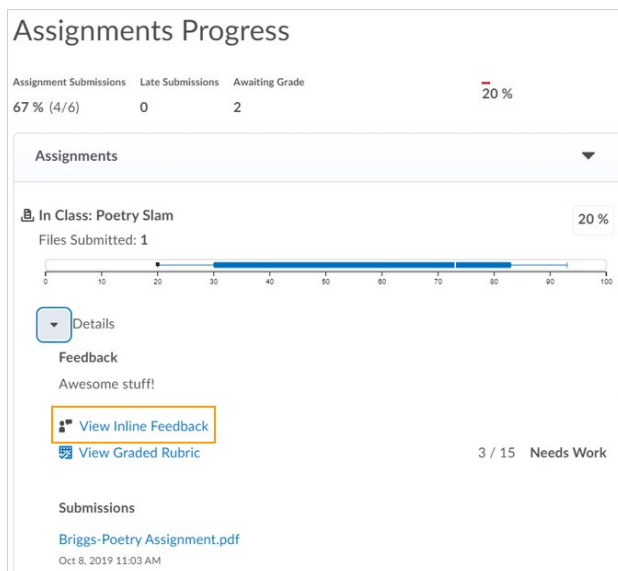


Figure: Class Progress view for instructors and learners displaying the View Inline Feedback link, which now opens directly in the annotation view



Assignments	20 %	
Poetry Slam	20 %	Awesome stuff! View Inline Feedback View Graded Rubric
First Review	-%	
Presentation	-	

Figure: Grades view for learners displaying the View Inline Feedback link, which now opens directly in the annotation view

Overall Score


Proficient
 Satisfactory
 Needs Work ✓

Associated Learning Objectives

 [Poetry Presentation](#)
 Assessment Method: Overall Rubric Score
 Required Performance: Satisfactory
 Level Achieved: Needs Work

Score
20 %

Feedback Date
Nov 13, 2019 2:09 PM

Assignment
In Class: Poetry Slam 

Submission(s)



Submission(s)	Turnitin® Similarity	Inline Feedback	Date Submitted ▼
 Briggs-Poetry Assignment.pdf (240.48 KB)	0 % 	View Inline Feedback	Oct 8, 2019 11:03 AM

Figure: Assignments view for learners displaying the View Inline Feedback link, which now opens directly in the annotation view

Copy Course Components – LTI links preserved in copied courses | New

To align with IMS Global best practices, two new history fields that comply with the LTI 1.0, 1.1, and 1.3 specifications are now supported when copying courses with LTI links.

The **\$Context.id.history** and **\$ResourceLink.id.history** custom parameter substitution variables are included in the newly copied courses, providing the historical resource link ids and context_id_history for LTI links that have been copied. Copied LTI links now have their own incremented **Resource_Link_id** value, along with the historical custom parameters, enabling tools to easily understand if a launch includes a copied link from the learning management system.

Previously, the historical custom parameters were not included and the **Resource_Link_id** value was not incremented when copying a course, which created issues when users tried to launch LTI links from a new course. As a workaround, after a course was copied, users had to delete all LTI links and create new ones. This feature resolves this ongoing known issue and eliminates the need to delete and add LTI links in copied courses. Going forward, LTI links in newly copied courses should work as expected as long as the tool follows this best practice.

Quick Eval – Support for anonymous marking | Updated

Assignments created with the **Hide student names during assessment** option selected now display in Quick Eval's Submission view with learner names and profile images hidden. Instructors using anonymous marking can access Quick Eval with confidence that it supports their anonymous marking needs.

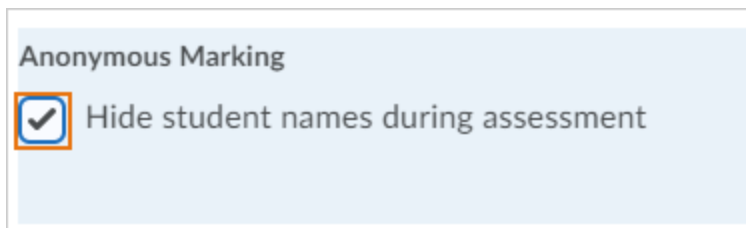
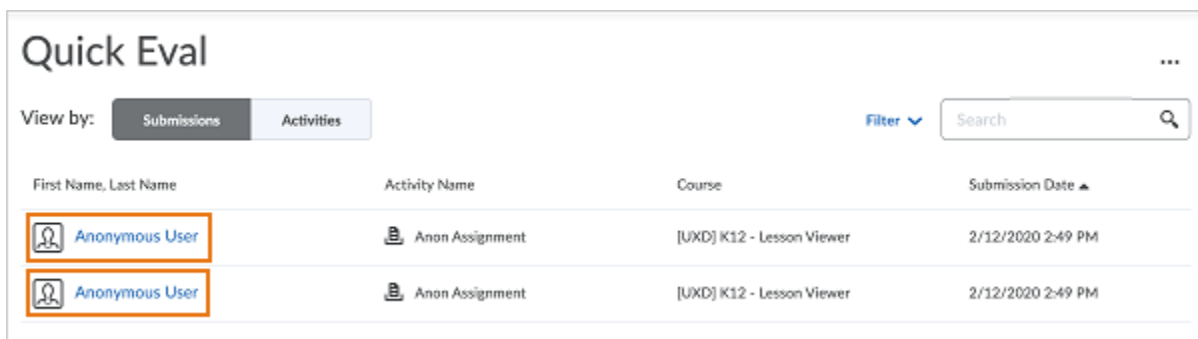


Figure: Anonymous Marking check box visible when creating assignment submission folders







First Name, Last Name	Activity Name	Course	Submission Date
 Anonymous User	 Anon Assignment	[UXD] K12 - Lesson Viewer	2/12/2020 2:49 PM
 Anonymous User	 Anon Assignment	[UXD] K12 - Lesson Viewer	2/12/2020 2:49 PM

Figure: Learner names and profile images are hidden in Quick Eval Submissions view

Quick Eval - Course level filtering | New

When opening Quick Eval within a course, only the list of activities and submissions related to that course display. This helps instructors easily view and evaluate submissions on a course-by-course basis. If an instructor wants to view all submissions across all their courses, they can still use the **More Options** menu to see the Multi-Course Quick Eval, or open Quick Eval from outside of a course.

Quick Eval - Dismiss activities until next submission | New

Instructors can now remove items from their Quick Eval list until a new submission is received for the activity. The removed activity appears on the Dismissed Activities list and can be restored at any time. Once a new submission arrives to the Quick Eval list, the previously dismissed activity reappears there.

Previously, instructors could only select a **specific date** or **forever** when dismissing an activity. This new option provides instructors with an additional option to manage the submissions on their Quick Eval list.

Quiz Builder – Import questions from Brightspace Learning Repository | New

As part of the new Quiz Builder experience, users can import quiz questions stored in Brightspace Learning Repository (LOR). This change enables direct access to quiz questions stored in LOR from within the Import workflow. Previously, importing questions into quizzes from LOR was only available in the legacy Add/Edit questions screens.

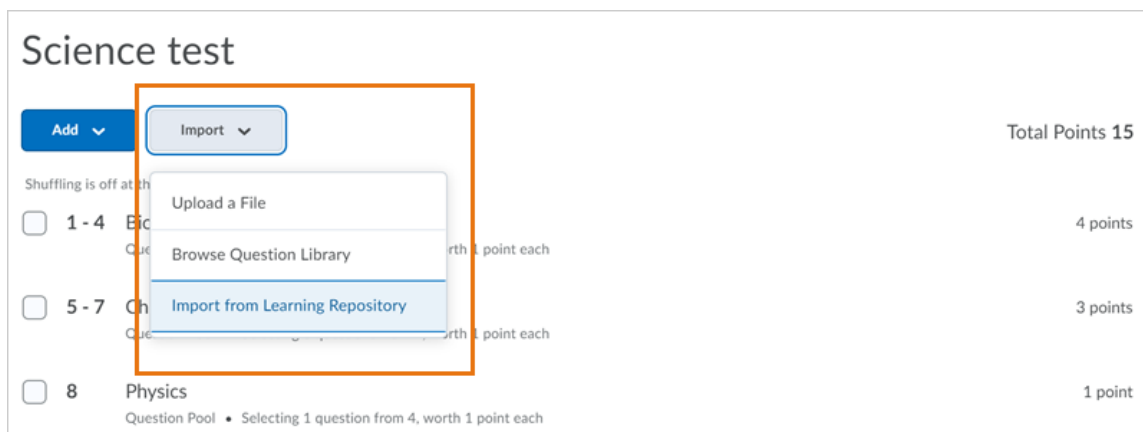


Figure: Select **Import from Learning Repository** from the **Import** drop-down menu in Quiz Builder to access questions in Brightspace Learning Repository.

Rubrics – Confirmation message for partially unevaluated rubrics | New

To prevent publishing partially unevaluated rubrics, the publishing workflow in the new Rubrics grading experience now includes a confirmation message that warns users when the rubric is not fully evaluated. Instructors have the option to continue publishing, or cancel. Warning messages appear when publishing a rubric for an individual student and when bulk publishing rubrics. Users

attempting to publish an incomplete rubric evaluation must now click **Publish** to complete the workflow.

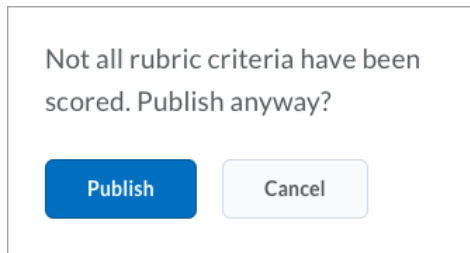


Figure: The confirmation message asks users if they want to publish anyway, when attempting to publish an incomplete evaluation for an individual learner.

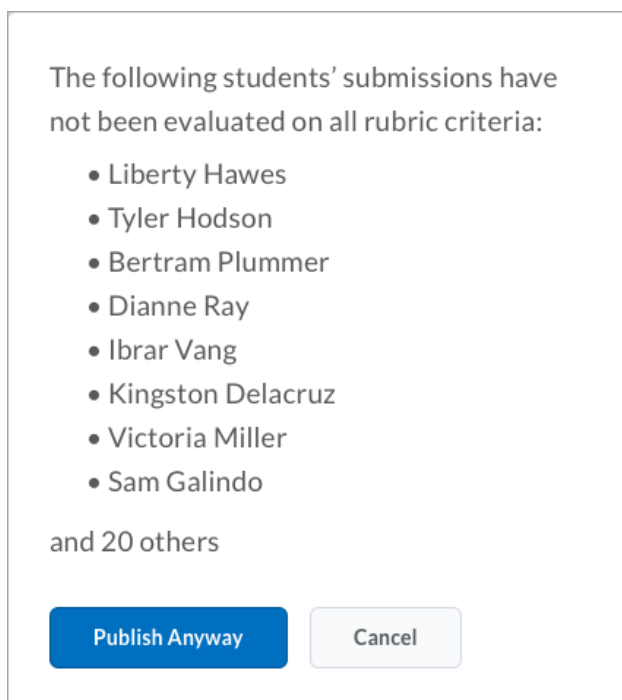


Figure: When attempting to bulk publish incomplete rubrics, the confirmation message lists the names of learners whose rubric evaluations are not complete.

Rubrics – Improved accessibility in Rubric grading | Updated

In Rubrics, when using keyboard navigation to tab to a row of selectable cells, there is now a focus indicator to help orient users on the page.

Rubrics – Manually map achievement levels to Rubric levels | Updated

You can now manually map achievement levels to Rubric levels for all types of rubrics. Previously, achievement levels were automatically mapped to points-based or custom points-based rubrics. This feature enables you to override the percentage scale alignment with respect to an individual rubric if you choose to do so. This feature only appears when the scale has percentage values defined and is

only enabled for points and custom point-based rubrics. For no score rubrics, the threshold marker placement is suggested and adjustable since there is no score calculation in the rubric.

Options

Rubric Visibility

Rubric is visible to students

Rubric is hidden from students

Rubric is hidden from students until feedback is published

Score Visibility

Hide scores from students

Learning Outcomes

Automatically map achievement levels to percentage scores

Manually map achievement levels to rubric levels

Figure: New learning outcomes containing options to manually or automatically map achievement levels to rubric levels

Rubrics – Overall Score levels calculated after rubric criteria completion | New
In the new Rubrics grading experience, the Overall Score level is now only calculated after all the criteria in the rubric have been assessed. This change optimizes rubric performance by eliminating the calculation of incomplete Overall Score levels until the rubric evaluation is completed, and improves the grading experience for instructors and rubric evaluators.