


2022 – 2023

# BUDGET

PARKLAND COLLEGE - COMMUNITY  
COLLEGE DISTRICT #505

STATE OF ILLINOIS



## TENTATIVE

Parkland College – Community College District #505  
2400 West Bradley Avenue  
Champaign, IL 61821-1899  
217-351-2200  
[www.parkland.edu](http://www.parkland.edu)

## TABLE OF CONTENTS

FINANCIAL STATEMENTS	PAGE
Board Resolution	1
Budget Summary for All Funds	2
Operating Funds Revenue	5
Operating Funds Expenditures	8
Education Fund Expenditures	11
Operation and Maintenance Fund Revenues and Expenditures	12
Operation and Maintenance (Restricted) Revenues and Expenditures	13
Bond and Interest Fund Revenues and Expenditures	14
Auxiliary Enterprises Fund Revenues and Expenditures	15
Restricted Purpose Fund Revenues	16
Restricted Purpose Fund Expenditures	17
Audit Fund Revenues and Expenditures	18
Liability, Protection and Settlement Fund Revenues and Expenditures	19
Trust and Agency Fund Revenues and Expenditures	20
Working Cash Fund Revenues and Expenditures	21
 SUPPLEMENTAL STATEMENTS	
Operating Funds Revenue Comparison	22
Operating Funds Expenditures Comparison	23
Equalized Assessed Valuations History	24
Tax Rate History	27
Staffing Plan	29
 GENERAL INFORMATION	
Fund Definitions	31
Revenue Definitions	34
Program Definitions	35
Expenditure Object Definitions	37

COMMUNITY COLLEGE DISTRICT 505  
(Parkland College)  
2400 West Bradley Avenue  
Champaign, Illinois 61821-1899

Counties of:

Champaign, Coles, DeWitt, Douglas,  
Edgar, Ford, Iroquois, Livingston,  
McLean, Moultrie, Piatt, Vermilion  
and State of Illinois

BUDGET

For Fiscal Year Beginning July 1, 2022, and Ending June 30, 2023

WHEREAS the Board of Trustees of Community College District #505 (Parkland College), Counties of Champaign, Coles, DeWitt, Douglas, Edgar, Ford, Iroquois, Livingston, McLean, Moultrie, Piatt, Vermilion and State of Illinois caused to be prepared, in tentative form, a budget for the fiscal year 2022-2023, and the public had an opportunity to inspect the same for at least 30 days prior to final action thereon;

WHEREAS a public hearing was held on said budget on the 21st day of September, 2022, a notice of said hearing was given at least 30 days prior thereto as required by law, and all other legal requirements have been complied with;

NOW, THEREFORE, Be It Resolved by the Board of Trustees of said Community College District as follows:

Section 1: That the fiscal year of this Community College be and the same as fixed and declared to be July 1, 2022, and ending June 30, 2023.

Section 2: That the following budget which is attached hereto, made a part hereof, and incorporated by reference contains an estimate of the amounts available in each fund as follows: EDUCATION, OPERATION AND MAINTENANCE--OPERATIONAL, OPERATION AND MAINTENANCE--RESTRICTED, BOND AND INTEREST, AUXILIARY ENTERPRISES, RESTRICTED PURPOSES, WORKING CASH, TRUST AND AGENCY, AUDIT AND LIABILITY, PROTECTION AND SETTLEMENT FUND each separately, and of expenditures from each be and the same is hereby adopted as the budget of this Community College District for the said fiscal year.

ATTEST: \_\_\_\_\_ Secretary, Board of Trustees

APPROVED: \_\_\_\_\_ Chairman, Board of Trustees

September 21, 2022  
Date

SUMMARY OF FISCAL YEAR 2023 BUDGET BY FUND

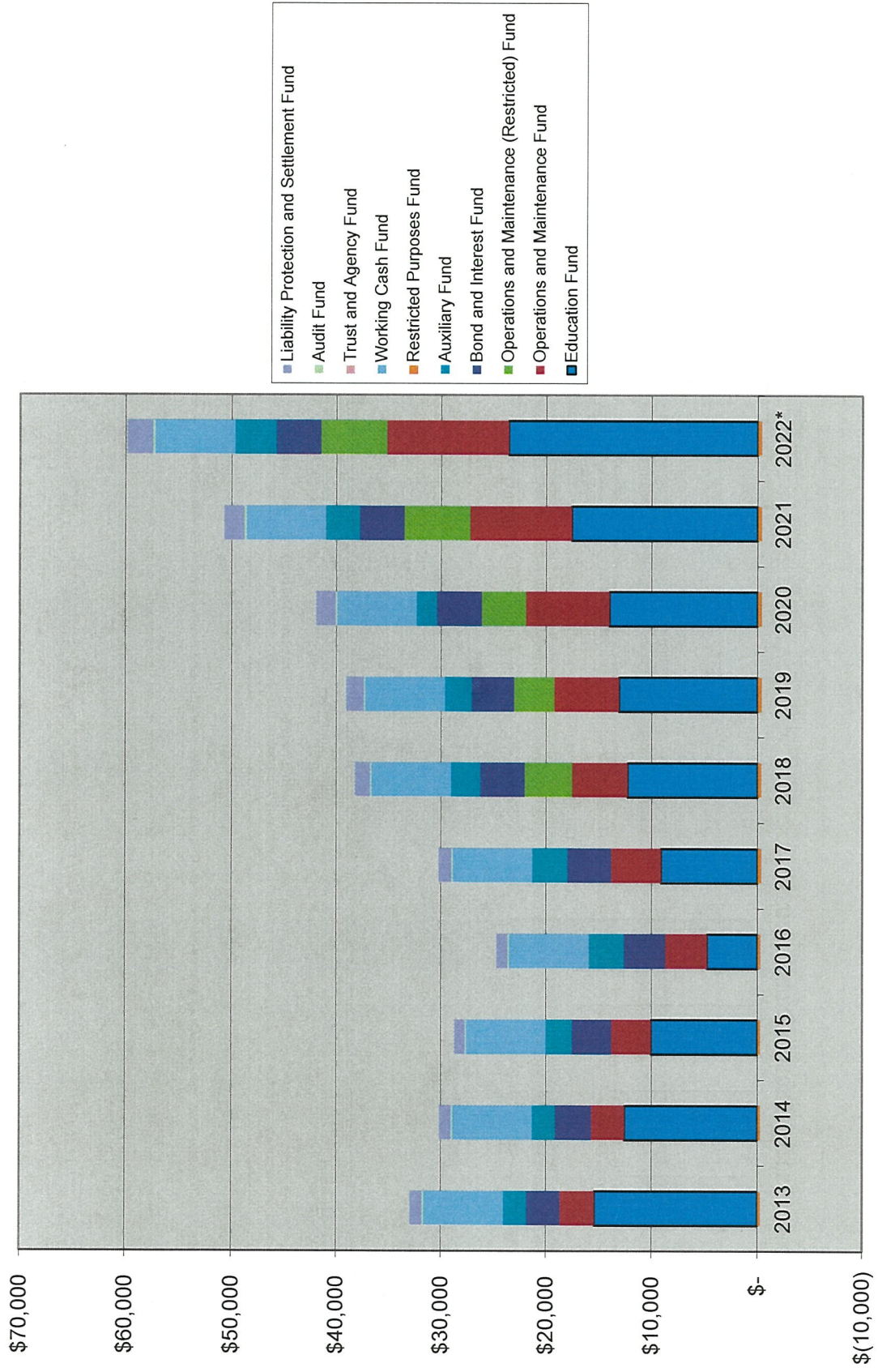
	<u>GENERAL FUNDS</u>			<u>SPECIAL REVENUE</u>		
	<u>Education Fund</u>	<u>Operations and Maintenance Fund</u>	<u>Restricted Purpose Fund</u>	<u>Audit Fund</u>	<u>Liability Protection and Settlement Fund</u>	
Beginning Balance (Estimated)	\$ 23,584,419	\$ 11,616,899	\$ (348,254)	\$ 200,994	\$ 2,436,541	
Budgeted Revenues	47,471,773	7,209,662	32,375,000	90,131	3,599,979	
Budgeted Expenditures	51,146,497	5,659,139	32,375,000	80,000	3,446,755	
Budgeted Transfers from (to) Other Funds	<u>(865,000)</u>	<u>-</u>	<u>-</u>	<u>-</u>	<u>-</u>	
Budgeted Ending Balance	<u>\$ 19,044,695</u>	<u>\$ 13,167,422</u>	<u>\$ (348,254)</u>	<u>\$ 211,125</u>	<u>\$ 2,589,765</u>	
	<u>CAPITAL PROJECTS</u>	<u>PROPRIETARY FUND</u>	<u>DEBT SERVICE</u>	<u>FIDUCIARY FUNDS</u>		
	<u>Operations and Maintenance Fund (Restricted)</u>	<u>Auxiliary Enterprises Fund</u>	<u>Bond &amp; Interest Fund</u>	<u>Trust and Agency Fund</u>	<u>Working Cash Fund</u>	
Beginning Balance (Estimated)	\$ 6,314,239	\$ 3,887,571	\$ 4,267,866	\$ (642)	\$ 7,600,000	
Budgeted Revenues	2,874,478	6,467,683	5,331,299	-	10,000	
Budgeted Expenditures	4,751,215	7,918,810	5,910,410	-	-	
Budgeted Transfers from (to) Other Funds	<u>(491,917)</u>	<u>875,000</u>	<u>491,917</u>	<u>-</u>	<u>(10,000)</u>	
Budgeted Ending Balance	<u>\$ 3,945,585</u>	<u>\$ 3,311,444</u>	<u>\$ 4,180,672</u>	<u>\$ (642)</u>	<u>\$ 7,600,000</u>	

THE OFFICIAL BUDGET WHICH IS ACCURATELY SUMMARIZED IN THIS DOCUMENT WAS APPROVED BY THE BOARD OF TRUSTEES ON SEPTEMBER 21, 2022.

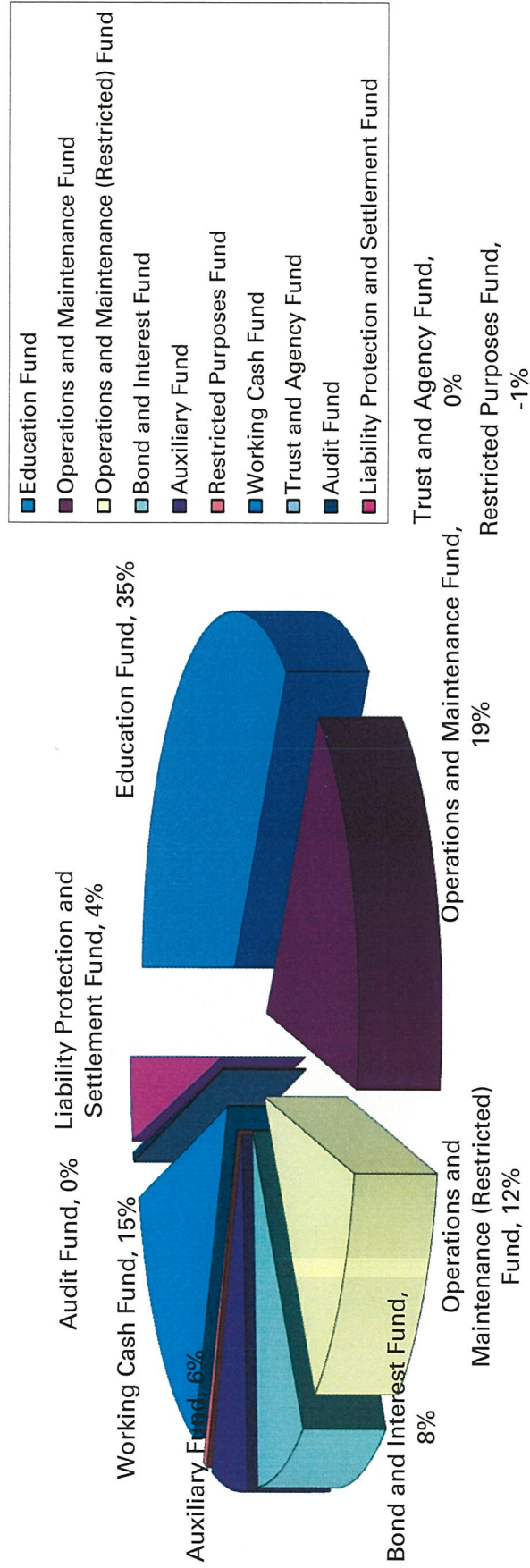
ATTEST: \_\_\_\_\_  
SECRETARY, BOARD OF TRUSTEES



**Fund Balances History  
All Funds (\$1,000s)**



## Fund Balances FY22

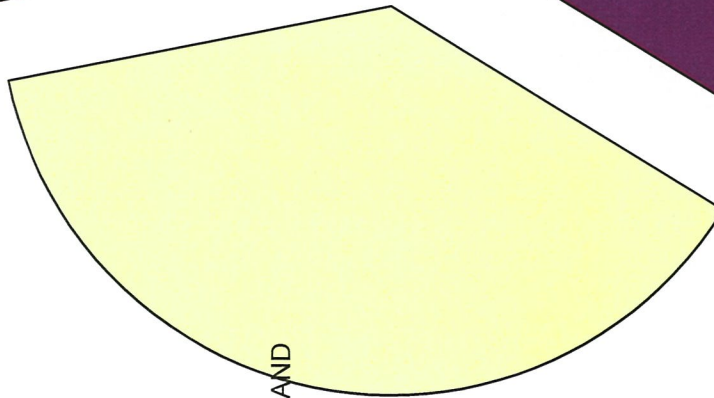


**Parkland College**  
**SUMMARY OF ESTIMATED REVENUES - ORIGINAL**  
**for Fiscal Year 2023**


	Education Fund	Operations & Maintenance Fund	Total Operating Funds
<b>OPERATING REVENUES BY SOURCE</b>			
<b>Local Government</b>			
Current Taxes	\$16,701,521	\$6,423,662	\$23,125,183
Back Taxes	85,000	36,000	121,000
Chargeback Revenue	0	0	0
CPPRTax	3,750,000	0	3,750,000
<b>TOTAL LOCAL GOVERNMENT</b>	<b>20,536,521</b>	<b>6,459,662</b>	<b>26,996,183</b>
<b>State Government</b>			
ICCB Credit Hours Grants	4,517,806	0	4,517,806
ICCB Equalization Grants	50,000	0	50,000
ISBE Vocational Grants	0	0	0
Other State Sources	477,300	0	477,300
<b>TOTAL STATE GOVERNMENT</b>	<b>5,045,106</b>	<b>0</b>	<b>5,045,106</b>
<b>Federal Government</b>			
Other Federal Sources	125,000	0	125,000
<b>TOTAL FEDERAL GOVERNMENT</b>	<b>125,000</b>	<b>0</b>	<b>125,000</b>
<b>Student Tuition and Fees</b>			
Tuition	18,034,767	0	18,034,767
Fees	2,779,779	0	2,779,779
<b>TOTAL TUITION AND FEES</b>	<b>20,814,546</b>	<b>0</b>	<b>20,814,546</b>
<b>Other Sources</b>			
Sales and Service Fees	188,500	0	188,500
Facilities Revenue	0	740,000	740,000
Investment Revenue	547,000	5,000	552,000
Other Revenue	215,100	5,000	220,100
<b>TOTAL OTHER SOURCES</b>	<b>950,600</b>	<b>750,000</b>	<b>1,700,600</b>
<b>TOTAL BUDGETED REVENUES</b>	<b>\$47,471,773</b>	<b>\$7,209,662</b>	<b>\$54,681,435</b>
<b>Less Non-Operating Items</b>			
Tuition Chargeback	0	0	0
<b>ADJUSTED REVENUE</b>	<b>\$47,471,773</b>	<b>\$7,209,662</b>	<b>\$54,681,435</b>

# Operating Revenues FY2023

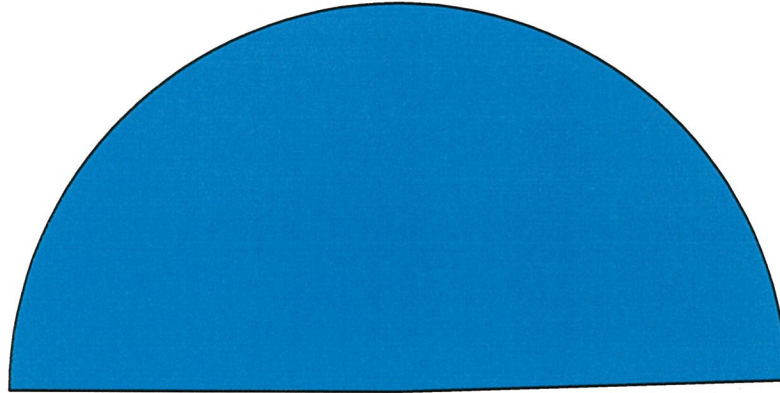
TOTAL OTHER SOURCES  
3%



TOTAL TUITION AND  
FEES  
38%



TOTAL STATE  
GOVERNMENT  
9%

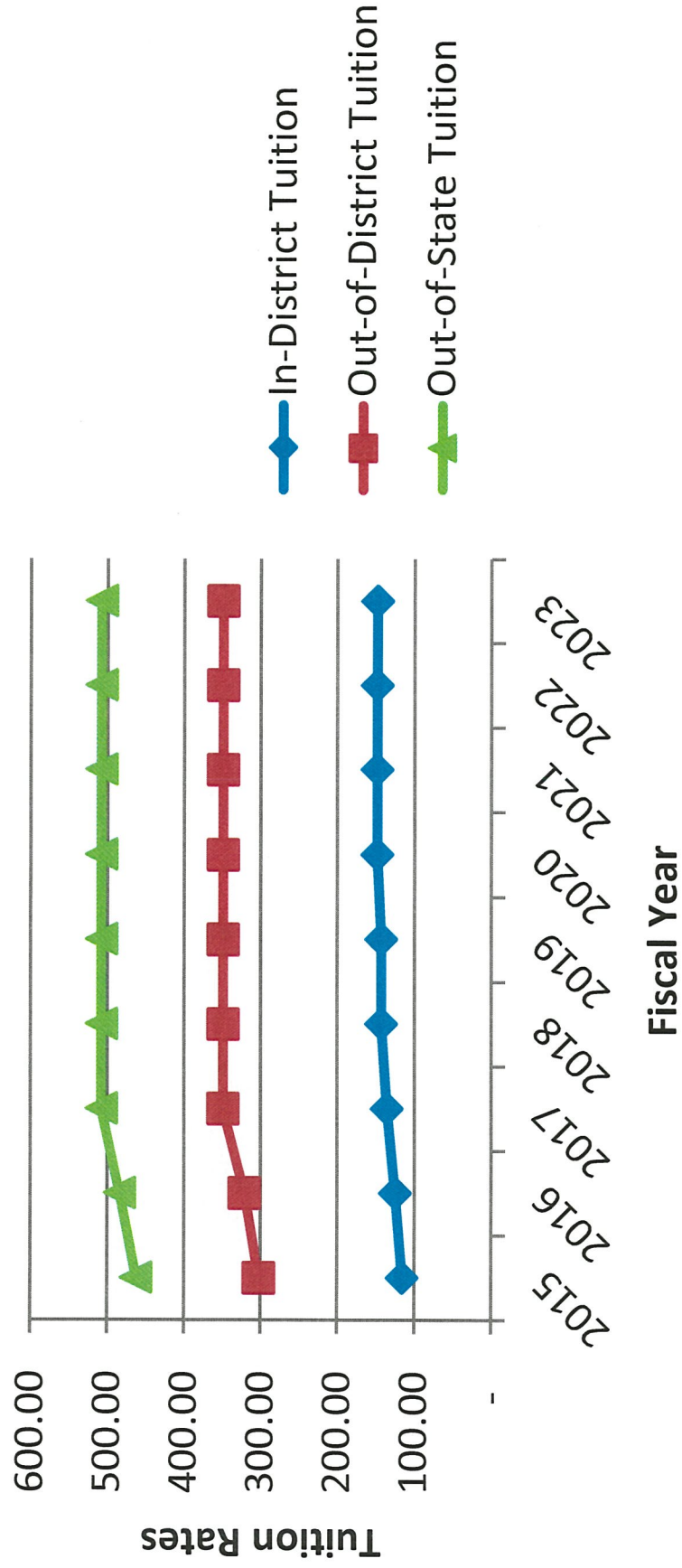


TOTAL LOCAL  
GOVERNMENT  
50%

- TOTAL LOCAL GOVERNMENT
- TOTAL STATE GOVERNMENT
- TOTAL TUITION AND FEES
- TOTAL OTHER SOURCES



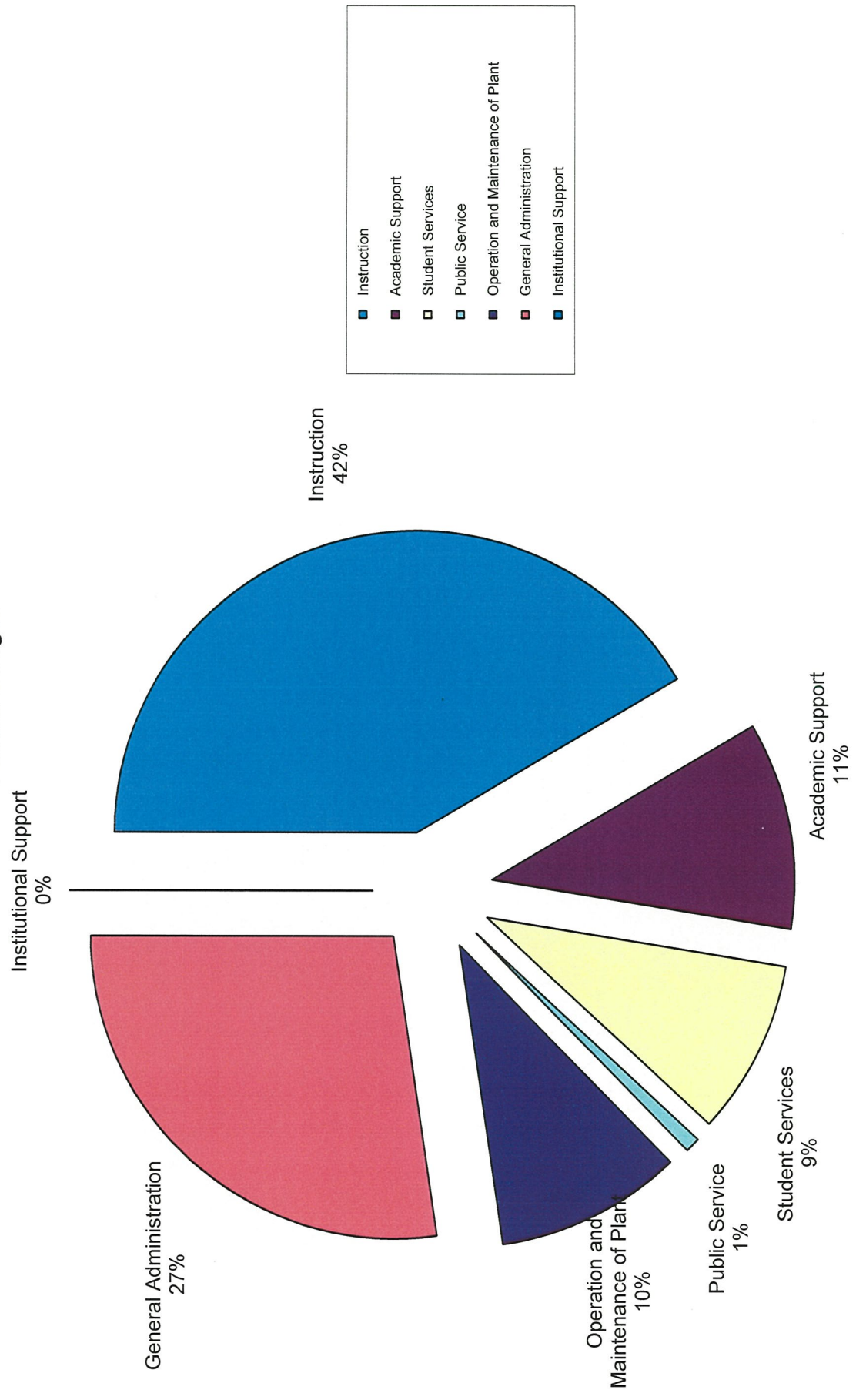
# Tuition Rates




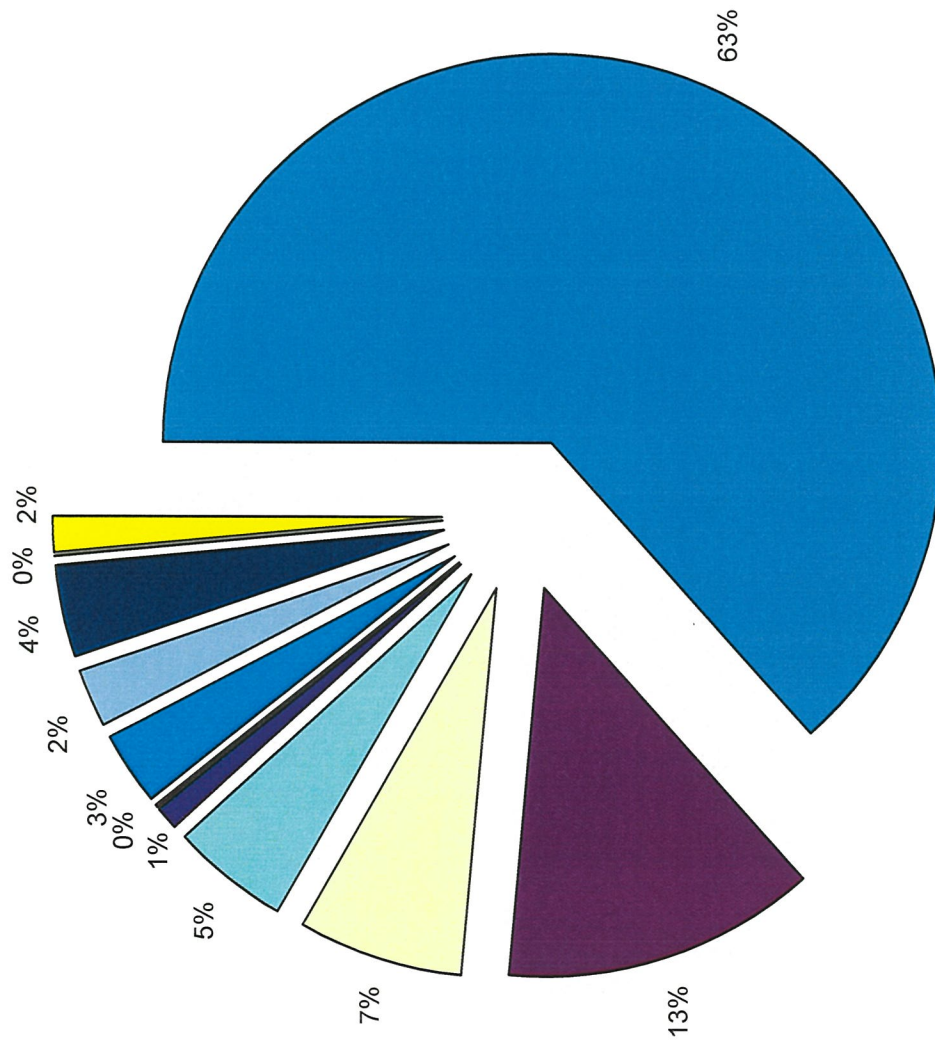
**Parkland College**  
**SUMMARY OF OPERATING BUDGETED EXPENDITURES**  
**for Fiscal Year 2023**

	Education Fund	Operation & Maintenance Fund	Total
<b>BY PROGRAM</b>			
Instruction	\$23,563,813	\$0	\$23,563,813
Academic Support	6,305,494	0	6,305,494
Student Services	5,305,206	0	5,305,206
Public Service	457,202	0	457,202
Operation & Maintenance	0	5,659,139	5,659,139
General Administration	15,514,782	0	15,514,782
Institutional	0	0	0
<b>TRANSFERS</b>	865,000	0	865,000
<b>TOTAL BUDGET EXPENDITURES</b>	<u>\$52,011,497</u>	<u>\$5,659,139</u>	<u>\$57,670,636</u>
<b>Less Non-Operating Items</b>			
Tuition Chargeback	0	0	0
<b>ADJUSTED EXPENDITURES</b>	<u>\$52,011,497</u>	<u>\$5,659,139</u>	<u>\$57,670,636</u>
<b>BY OBJECT</b>			
Salaries	\$34,704,185	\$1,865,170	\$36,569,355
Employee Benefits	6,737,318	773,429	7,510,747
Contractual Services	3,424,846	534,526	3,959,372
General Materials & Supplies	2,402,792	396,028	2,798,820
Conference & Meeting Expense	523,571	19,100	542,671
Fixed Charges	40,060	30,249	70,309
Utilities	13,500	1,741,437	1,754,937
Capital Outlay	1,100,000	299,200	1,399,200
Other	2,200,225	0	2,200,225
Provision for Contingency	0	0	0
<b>TRANSFERS</b>	865,000	0	865,000
<b>TOTAL BUDGETED EXPENDITURES</b>	<u>\$52,011,497</u>	<u>\$5,659,139</u>	<u>\$57,670,636</u>
<b>Less Non-Operating Items</b>			
Tuition Chargeback	0	0	0
<b>ADJUSTED EXPENDITURES</b>	<u>\$52,011,497</u>	<u>\$5,659,139</u>	<u>\$57,670,636</u>

# Operating Expenses by Program FY2023 Budget



# Operating Expenses by Object FY2023 Budget





Parkland College  
FISCAL YEAR BUDGETED EXPENSES  
EDUCATION FUND  
for Fiscal Year 2023

	Appropriations	Adjusted Budget
<b>INSTRUCTION</b>		
Salaries	18,509,894	18,509,894
Employee Benefits	3,671,295	3,671,295
Contractual Services	239,019	239,019
General Materials and Supplies	961,138	961,138
Conference and Meeting Expense	112,473	112,473
Fixed Charges	5,000	5,000
Utilities	0	0
Capital Outlay	0	0
Other	64,994	64,994
	<u>\$23,563,813</u>	<u>\$23,563,813</u>
<b>ACADEMIC SUPPORT</b>		
Salaries	3,490,954	3,490,954
Employee Benefits	791,016	791,016
Contractual Services	911,661	911,661
General Materials and Supplies	340,067	340,067
Conference and Meeting Expense	116,467	116,467
Fixed Charges	60	60
Utilities	13,500	13,500
Capital Outlay	600,000	600,000
Other	41,769	41,769
	<u>\$6,305,494</u>	<u>\$6,305,494</u>
<b>STUDENT SERVICES</b>		
Salaries	3,895,036	3,895,036
Employee Benefits	853,115	853,115
Contractual Services	153,366	153,366
General Materials and Supplies	231,381	231,381
Conference and Meeting Expense	94,936	94,936
Fixed Charges	0	0
Utilities	0	0
Capital Outlay	0	0
Other	77,372	77,372
	<u>\$5,305,206</u>	<u>\$5,305,206</u>
<b>PUBLIC SERVICE</b>		
Salaries	308,022	308,022
Employee Benefits	89,754	89,754
Contractual Services	15,976	15,976
General Materials and Supplies	43,292	43,292
Conference and Meeting Expense	158	158
Fixed Charges	0	0
Utilities	0	0
Capital Outlay	0	0
Other	0	0
	<u>\$457,202</u>	<u>\$457,202</u>
<b>GENERAL ADMINISTRATION</b>		
Salaries	8,500,279	8,500,279
Employee Benefits	1,332,138	1,332,138
Contractual Services	2,104,824	2,104,824
General Materials and Supplies	826,914	826,914
Conference and Meeting Expense	199,537	199,537
Fixed Charges	35,000	35,000
Utilities	0	0
Capital Outlay	500,000	500,000
Other	2,016,090	2,016,090
	<u>\$15,514,782</u>	<u>\$15,514,782</u>
<b>INSTITUTIONAL SUPPORT</b>		
Salaries	0	0
Employee Benefits	0	0
Contractual Services	0	0
General Materials and Supplies	0	0
Conference and Meeting Expense	0	0
Fixed Charges	0	0
Utilities	0	0
Capital Outlay	0	0
Other	0	0
Provision for Contingency	0	0
	<u>\$0</u>	<u>\$0</u>
<b>TRANSFERS NET</b>	<u>865,000</u>	<u>865,000</u>
<b>GRAND TOTAL</b>	<u><u>\$52,011,497</u></u>	<u><u>\$52,011,497</u></u>

Parkland College  
BUDGETED REVENUES AND EXPENDITURES  
OPERATIONS AND MAINTENANCE  
For Fiscal Year 2023

	<u>Appropriations</u>	<u>Adjusted Budget</u>
<b>REVENUES</b>		
Local Government Sources	\$6,459,662	\$6,459,662
State Government	0	0
Federal Government	0	0
Student Tuition and Fees	0	0
Sales and Services	0	0
Investments	5,000	5,000
Other Revenues	745,000	745,000
<b>TRANSFERS</b>	<u>0</u>	<u>0</u>
<b>GRAND TOTAL</b>	<u><u>\$7,209,662</u></u>	<u><u>\$7,209,662</u></u>
<b>EXPENDITURES</b>		
Salaries	1,865,170	1,865,170
Benefits	773,429	773,429
Contractual Services	534,526	534,526
Commodities	396,028	396,028
Travel and Meeting	19,100	19,100
Fixed Charges	30,249	30,249
Utilities	1,741,437	1,741,437
Capital Outlay	299,200	299,200
Other	0	0
Contingency	0	0
<b>TRANSFERS</b>	<u>0</u>	<u>0</u>
<b>GRAND TOTAL</b>	<u><u>\$5,659,139</u></u>	<u><u>\$5,659,139</u></u>

Parkland College  
BUDGETED REVENUES AND EXPENDITURES  
OPERATIONS AND MAINTENANCE RESTRICTED  
For Fiscal Year 2023

	<u>Appropriations</u>	<u>Adjusted Budget</u>
<b>REVENUES</b>		
Local Government Sources	\$2,362,561	\$2,362,561
State Government	0	0
Federal Government	0	0
Student Tuition and Fees	491,917	491,917
Sales and Services	0	0
Investments	20,000	20,000
Other Revenues	0	0
<b>TRANSFERS</b>	<u>0</u>	<u>0</u>
<b>GRAND TOTAL</b>	<u><u>\$2,874,478</u></u>	<u><u>\$2,874,478</u></u>
<b>EXPENDITURES</b>		
Salaries	0	0
Benefits	0	0
Contractual Services	431,740	431,740
Commodities	(108,855)	(108,855)
Travel and Meeting	0	0
Fixed Charges	0	0
Utilities	0	0
Capital Outlay	4,428,330	4,428,330
Other	0	0
Contingency	0	0
<b>TRANSFERS</b>	<u>491,917</u>	<u>491,917</u>
<b>GRAND TOTAL</b>	<u><u>\$5,243,132</u></u>	<u><u>\$5,243,132</u></u>

Parkland College  
BUDGETED REVENUES AND EXPENDITURES  
BOND AND INTEREST FUND  
for Fiscal Year 2023

	<u>Appropriations</u>	<u>Adjusted Budget</u>
<b>REVENUES</b>		
Local Government Sources	\$5,431,299	\$5,431,299
State Government	0	0
Federal Government	0	0
Student Tuition and Fees	0	0
Sales and Services	0	0
Investments	0	0
Other Revenues	0	0
<b>TRANSFERS</b>	<u>491,917</u>	<u>491,917</u>
<b>GRAND TOTAL</b>	<u><u>\$5,923,216</u></u>	<u><u>\$5,923,216</u></u>
<b>EXPENDITURES</b>		
Salaries	0	0
Benefits	0	0
Contractual Services	0	0
Commodities	0	0
Travel and Meeting	0	0
Fixed Charges	5,910,410	5,910,410
Utilities	0	0
Capital Outlay	0	0
Other	0	0
Contingency	0	0
<b>TRANSFERS</b>	<u>0</u>	<u>0</u>
<b>GRAND TOTAL</b>	<u><u>\$5,910,410</u></u>	<u><u>\$5,910,410</u></u>



Parkland College  
BUDGETED REVENUES AND EXPENDITURES  
AUXILIARY ENTERPRISES FUND  
for Fiscal Year 2023

	<u>Appropriations</u>	<u>Adjusted Budget</u>
<b>REVENUES</b>		
Local Government Sources	\$0	\$0
State Government	0	0
Federal Government	0	0
Student Tuition and Fees	3,145,195	3,145,195
Sales and Services	3,276,000	3,276,000
Investments	1,022	1,022
Other Revenues	45,466	45,466
<b>TRANSFERS</b>	<u>875,000</u>	<u>875,000</u>
<b>GRAND TOTAL</b>	<u><u>\$7,342,683</u></u>	<u><u>\$7,342,683</u></u>
<b>EXPENDITURES</b>		
Salaries	2,565,034	2,565,034
Benefits	504,977	504,977
Contractual Services	1,562,751	1,562,751
Commodities	2,166,240	2,166,240
Travel and Meeting	285,102	285,102
Fixed Charges	592,055	592,055
Utilities	1,900	1,900
Capital Outlay	0	0
Other	240,751	240,751
Contingency	0	0
<b>TRANSFERS</b>	<u>0</u>	<u>0</u>
<b>GRAND TOTAL</b>	<u><u>\$7,918,810</u></u>	<u><u>\$7,918,810</u></u>

# FISCAL YEAR 2023 BUDGETED REVENUES

<u>RESTRICTED PURPOSES FUND</u>	<u>Revenues</u>	<u>Totals</u>
State Governmental Sources		
ICCB Other Additional Equipment Grant	\$ -	
ICCB Student Success Special Pops Grant	-	
ICCB Education to Careers Grant	-	
ICCB Welfare to Work Grant	-	
ICCB Technology Support Grant	-	
ICCB Technical Skills Enhancement Grant	-	
ICCB P-16 Accelerated College Grant	-	
ICCB Online Grant	-	
ICCB Workforce Development Bus & Ind Grant	-	
ICCB Other Grant Sources	1,250,000	
ISBE Grants	2,000,000	
Other State Sources	<u>1,525,000</u>	\$ 4,775,000
Federal Government Sources		
Department of Education Financial Aid	26,500,000	
Department of Education Restricted Grants	350,000	
Department of Education Un-Restricted Grants	-	
Other Federal Sources	<u>650,000</u>	\$ 27,500,000
Other Sources		
Other Restricted Revenues	100,000	
Investment Revenue	-	
Facility Rental	<u>-</u>	\$ 100,000
GRAND TOTAL		<u>\$ 32,375,000</u>

# FISCAL YEAR 2023 BUDGETED EXPENDITURES

<u>RESTRICTED PURPOSES FUND</u>	<u>Appropriations</u>	<u>Totals</u>
INSTRUCTION		
Salaries	\$ 750,000	
Employee Benefits	150,000	
Contractual Services	25,000	
General Materials and Supplies	75,000	
Conference and Meeting Expense	75,000	
Fixed Charges	-	
Utilities	-	
Capital Outlay	50,000	
Other	<u>260,500</u>	\$ 1,385,500
ACADEMIC SUPPORT		
Salaries	\$ 400,000	
Employee Benefits	75,000	
Contractual Services	2,000,000	
General Materials and Supplies	100,000	
Conference and Meeting Expense	75,000	
Fixed Charges	-	
Utilities	-	
Capital Outlay	-	
Other	<u>-</u>	\$ 2,650,000
STUDENT SERVICES		
Salaries	150,000	
Employee Benefits	25,000	
Contractual Services	25,000	
General Materials and Supplies	175,000	
Conference and Meeting Expense	25,000	
Fixed Charges	100,000	
Utilities	-	
Capital Outlay	239,500	
Other	<u>250,000</u>	\$ 989,500
PUBLIC SERVICE		
Salaries	200,000	
Employee Benefits	50,000	
Contractual Services	50,000	
General Materials and Supplies	100,000	
Conference and Meeting Expense	25,000	
Fixed Charges	100,000	
Utilities	200,000	
Capital Outlay	125,000	
Other	<u>-</u>	\$ 850,000
INSTITUTIONAL SUPPORT		
Other Lost Revenues	-	
Other Financial Aid	<u>26,500,000</u>	\$ 26,500,000
GRAND TOTAL		<u>\$ 32,375,000</u>

Parkland College  
BUDGETED REVENUES AND EXPENDITURES  
AUDIT FUND  
for Fiscal Year 2023

	<u>Appropriations</u>	<u>Adjusted Budget</u>
<b>REVENUES</b>		
Local Government Sources	\$90,131	\$90,131
State Government	0	0
Federal Government	0	0
Student Tuition and Fees	0	0
Sales and Services	0	0
Investments	0	0
Other Revenues	0	0
<b>TRANSFERS</b>	<u>0</u>	<u>0</u>
<b>GRAND TOTAL</b>	<u><u>\$90,131</u></u>	<u><u>\$90,131</u></u>
<b>EXPENDITURES</b>		
Salaries	0	0
Benefits	0	0
Contractual Services	80,000	80,000
Commodities	0	0
Travel and Meeting	0	0
Fixed Charges	0	0
Utilities	0	0
Capital Outlay	0	0
Other	0	0
Contingency	0	0
<b>TRANSFERS</b>	<u>0</u>	<u>0</u>
<b>GRAND TOTAL</b>	<u><u>\$80,000</u></u>	<u><u>\$80,000</u></u>



Parkland College  
BUDGETED REVENUES AND EXPENDITURES  
LIABILITY, PROTECTION AND SETTLEMENT FUND  
for Fiscal Year 2023

	<u>Appropriations</u>	<u>Adjusted Budget</u>
<b>REVENUES</b>		
Local Government Sources	\$3,599,979	\$3,599,979
State Government	0	0
Federal Government	0	0
Student Tuition and Fees	0	0
Sales and Services	0	0
Investments	0	0
Other Revenues	0	0
<b>TRANSFERS</b>	<u>0</u>	<u>0</u>
<b>GRAND TOTAL</b>	<u><u>\$3,599,979</u></u>	<u><u>\$3,599,979</u></u>
<b>EXPENDITURES</b>		
Salaries	1,160,441	1,160,441
Benefits	1,183,334	1,183,334
Contractual Services	267,600	267,600
Commodities	91,980	91,980
Travel and Meeting	20,000	20,000
Fixed Charges	700,000	700,000
Utilities	0	0
Capital Outlay	0	0
Other	23,400	23,400
Contingency	0	0
<b>TRANSFERS</b>	<u>0</u>	<u>0</u>
<b>GRAND TOTAL</b>	<u><u>\$3,446,755</u></u>	<u><u>\$3,446,755</u></u>

# FISCAL YEAR 2023 BUDGETED REVENUES

<u>TRUST AND AGENCY FUND</u>	<u>Revenues</u>	<u>Totals</u>
Local Governmental Sources		
College Funds	\$ -	
Federal Sources		
Department of Education	-	
Other Sources		
Loan Collections	-	
GRAND TOTAL		\$ -

# FISCAL YEAR 2023 BUDGETED EXPENDITURES

<u>TRUST AND AGENCY FUND</u>	<u>Appropriations</u>	<u>Total</u>
Institutional Support		
Salaries	\$ -	
Scholarships	-	
GRAND TOTAL		\$ -

# FISCAL YEAR 2023 BUDGETED REVENUES

<u>WORKING CASH FUND</u>	<u>Revenues</u>	<u>Totals</u>
Other Sources		
Investment Revenue	<u>\$ 10,000</u>	
GRAND TOTAL		<u><u>\$ 10,000</u></u>

# FISCAL YEAR 2023 BUDGETED EXPENDITURES

<u>WORKING CASH FUND</u>	<u>Appropriations</u>	<u>Total</u>
TRANSFERS	<u>\$ 10,000</u>	
GRAND TOTAL		<u><u>\$ 10,000</u></u>

# OPERATING FUNDS REVENUE COMPARISON

	2021-2022 <u>BUDGET</u>	2022-2023 <u>BUDGET</u>	INCREASE (DECREASE)
OPERATING REVENUES BY SOURCE			
Local Government			
Current Taxes	\$ 22,168,325	\$ 23,125,183	4.32%
Back Taxes	121,000	121,000	0.00%
Chargeback Revenue	-	-	0.00%
Corporate Personal Property Replacement Tax	<u>2,400,000</u>	<u>3,750,000</u>	56.25%
TOTAL LOCAL GOVERNMENT	<u>24,689,325</u>	<u>26,996,183</u>	9.34%
State Government			
ICCB Credit Hour Grants	4,397,625	4,517,806	2.73%
ICCB Equalization Grants	50,000	50,000	0.00%
IBHE Vocational Grant	441,658	477,300	8.07%
TOTAL STATE GOVERNMENT	<u>4,889,283</u>	<u>5,045,106</u>	3.19%
Federal Government			
Other Federal Sources	<u>125,000</u>	<u>125,000</u>	0.00%
TOTAL FEDERAL SOURCES	<u>125,000</u>	<u>125,000</u>	0.00%
Student Tuition and Fees			
Tuition	19,704,965	18,034,767	-8.48%
Fees	<u>3,005,576</u>	<u>2,779,779</u>	-7.51%
TOTAL TUITION AND FEES	<u>22,710,541</u>	<u>20,814,546</u>	-8.35%
Other Sources			
Sale and Service Fees	188,500	188,500	0.00%
Facilities Revenue	740,000	740,000	0.00%
Investment Revenue	157,000	552,000	251.59%
Other	<u>218,500</u>	<u>220,100</u>	0.73%
TOTAL OTHER SOURCES	<u>1,304,000</u>	<u>1,700,600</u>	30.41%
TOTAL BUDGETED REVENUES	<u>\$ 53,718,149</u>	<u>\$ 54,681,435</u>	1.79%
Less Non-Operating Items			
Tuition Chargeback	-	-	0.00%
ADJUSTED REVENUE	<u>\$ 53,718,149</u>	<u>\$ 54,681,435</u>	1.79%

# OPERATING FUND EXPENDITURES COMPARISON

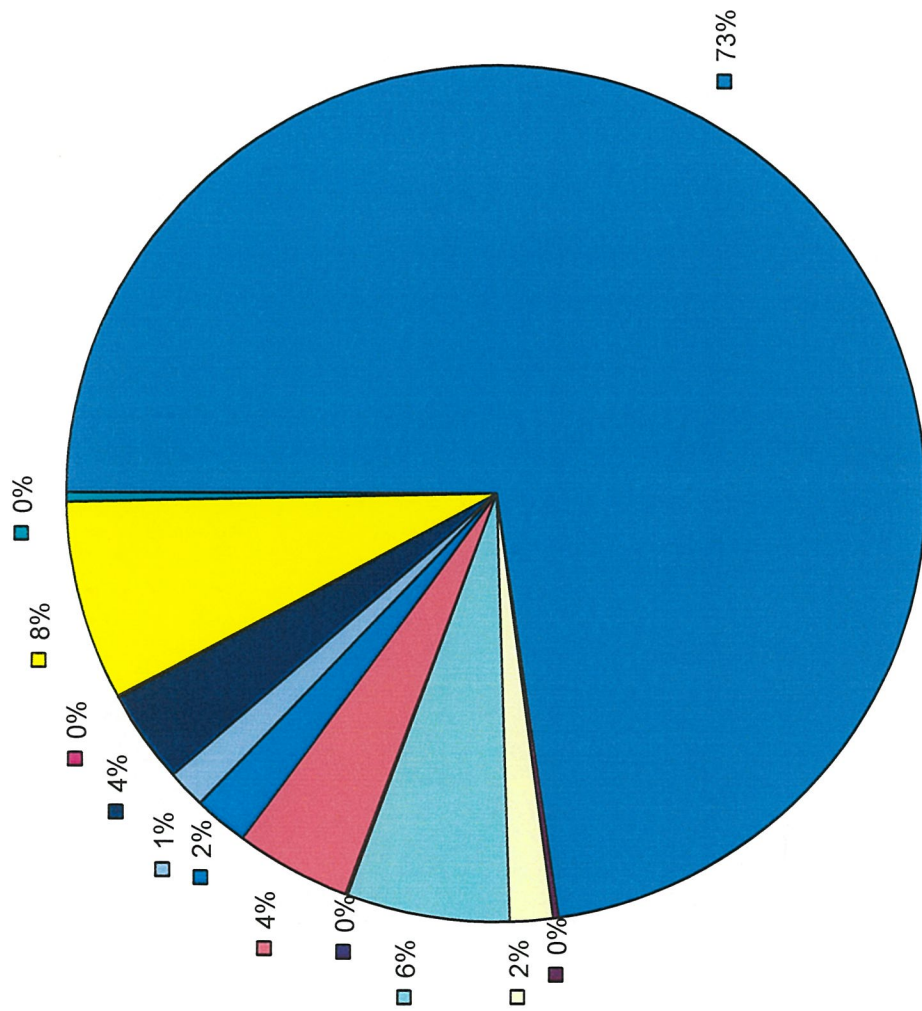
	2021-2022 BUDGET	2022-2023 BUDGET	% OF INCREASE (DECREASE)
<u>BY PROGRAM</u>			
Instruction	22,752,743	\$ 23,563,813	3.56%
Academic Support	5,157,571	6,305,494	22.26%
Student Services	5,241,640	5,305,206	1.21%
Public Service	351,117	457,202	30.21%
Operation and Maintenance of Plant	5,200,995	5,659,139	8.81%
General Administration	14,575,282	15,514,782	6.45%
Institutional Support	-	-	0.00%
TRANSFERS	865,000	865,000	0.00%
TOTAL BUDGETED EXPENDITURES	<u>\$ 54,144,348</u>	<u>\$ 57,670,636</u>	6.51%
Less Nonoperating Items			
Tuition Chargeback	-	-	0.00%
ADJUSTED EXPENDITURES	<u>\$ 54,144,348</u>	<u>\$ 57,670,636</u>	6.51%
<u>BY OBJECT</u>			
Salaries	35,577,885	36,569,355	2.79%
Employee Benefits	6,088,834	7,510,747	23.35%
Contractual Services	3,563,817	3,959,372	11.10%
General Materials & Supplies	2,851,189	2,798,820	-1.84%
Conference & Meeting Expense	507,635	542,671	6.90%
Fixed Charges	70,309	70,309	0.00%
Utilities	1,767,191	1,754,937	-0.69%
Capital Outlay	650,000	1,399,200	115.26%
Other	2,202,488	2,200,225	-0.10%
Provision for Contingency	-	-	0.00%
TRANSFERS	865,000	865,000	0.00%
TOTAL BUDGETED EXPENDITURES	<u>\$ 54,144,348</u>	<u>\$ 57,670,636</u>	6.51%
Less Nonoperating Items			
Tuition Chargeback	-	-	0.00%
ADJUSTED EXPENDITURES	<u>\$ 54,144,348</u>	<u>\$ 57,670,636</u>	6.51%



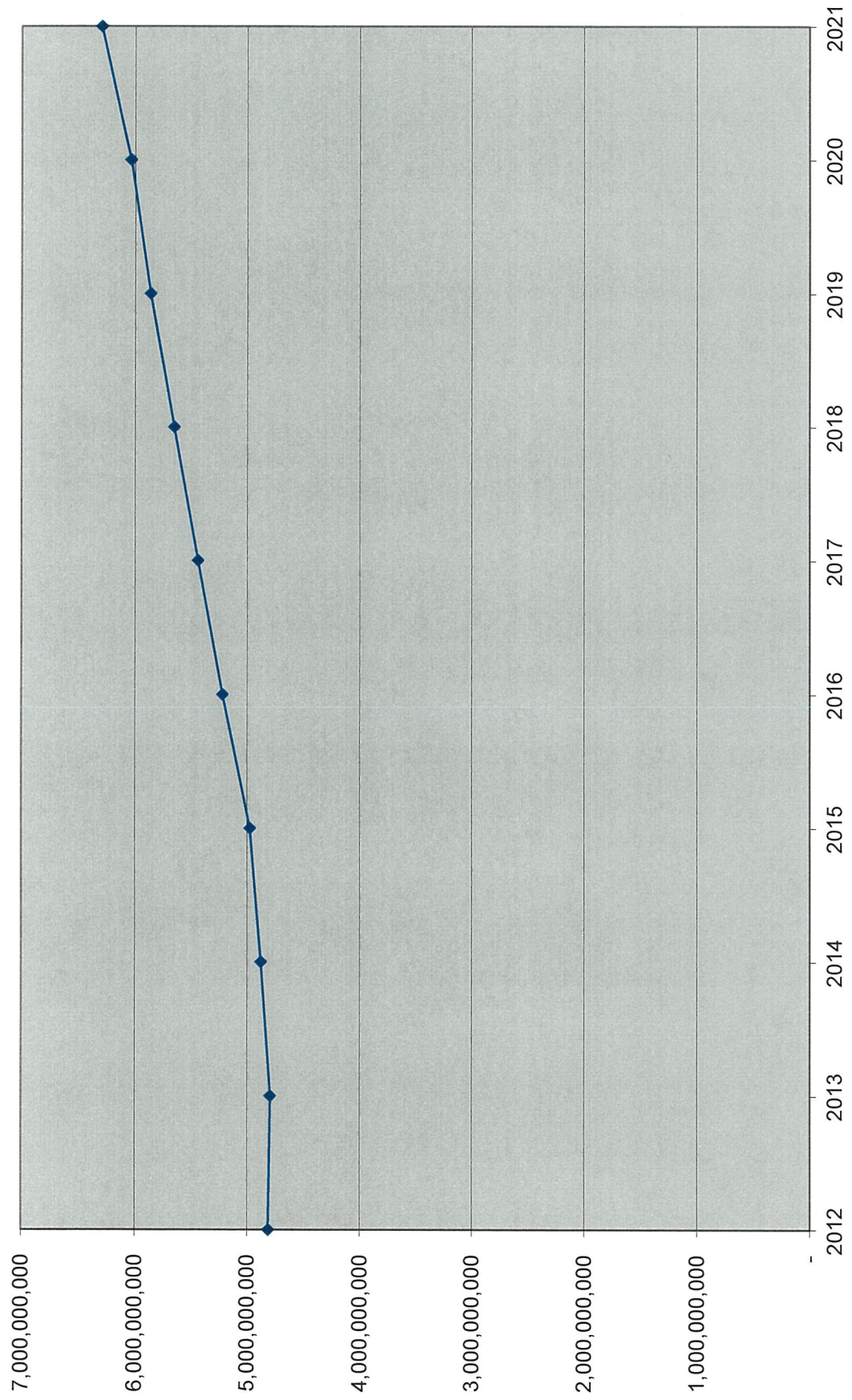
PARKLAND COLLEGE EQUALIZED ASSESSED VALUATIONS

COUNTY	TAX YEAR 2012	TAX YEAR 2013	TAX YEAR 2014	TAX YEAR 2015	TAX YEAR 2016	TAX YEAR 2017	TAX YEAR 2018	TAX YEAR 2019	TAX YEAR 2020	ESTIMATED TAX YEAR 2021	PER CENT CHANGE	PER CENT TOTAL
CHAMPAIGN	3,555,879,362	3,495,210,920	3,542,030,898	3,603,466,479	3,807,025,662	3,970,870,297	4,131,006,412	4,289,103,023	4,407,463,573	4,574,222,037	3.78%	72.66%
COLES	8,080,907	8,632,210	9,227,401	9,507,569	9,748,842	10,096,352	10,536,067	10,858,865	11,433,945	12,276,852	7.37%	0.20%
DEWITT	77,636,422	79,976,784	86,559,619	88,198,381	89,904,005	92,463,660	96,035,712	98,855,905	100,584,343	102,632,992	2.04%	1.63%
DOUGLAS	254,139,581	262,791,029	266,599,451	283,012,820	299,993,082	310,106,381	319,507,185	329,403,398	336,540,217	386,771,006	14.93%	6.14%
EDGAR	3,667,574	3,965,329	4,288,109	4,392,900	4,877,010	5,042,910	5,242,730	5,308,490	5,512,080	5,857,210	6.26%	0.09%
FORD	221,216,880	226,771,001	230,561,166	234,112,035	238,843,129	248,312,269	255,703,676	266,450,695	274,054,609	274,054,609	0.00%	4.35%
IROQUOIS	88,876,028	88,933,502	89,349,950	92,391,706	95,451,955	99,038,017	106,923,815	110,167,841	119,129,717	127,901,822	7.36%	2.03%
LIVINGSTON	61,960,581	64,336,230	64,861,050	67,152,175	67,236,270	70,368,714	77,160,998	81,881,548	85,644,553	91,030,394	6.29%	1.45%
MCLEAN	171,336,846	185,142,499	189,414,822	191,864,392	196,569,947	201,099,761	204,132,833	207,512,370	211,528,769	219,306,572	3.68%	3.48%
MOULTRIE	3,640,875	3,983,482	4,345,549	4,475,862	4,710,270	4,896,109	5,100,766	5,435,178	5,785,958	6,117,023	5.72%	0.10%
PIATT	354,597,431	361,541,176	373,852,737	379,243,657	388,170,194	407,636,547	420,813,458	435,908,684	457,221,704	472,987,930	3.45%	7.51%
VERMILION	15,016,004	15,910,293	17,101,096	17,621,449	18,244,975	18,757,472	19,567,357	20,629,043	21,763,640	22,515,645	3.46%	0.36%
TOTALS	4,816,048,491	4,797,194,455	4,878,191,848	4,975,439,425	5,220,775,341	5,438,688,489	5,651,731,009	5,861,515,040	6,036,663,108	6,295,674,092	4.29%	100.00%

2021  
Tax Year EAV



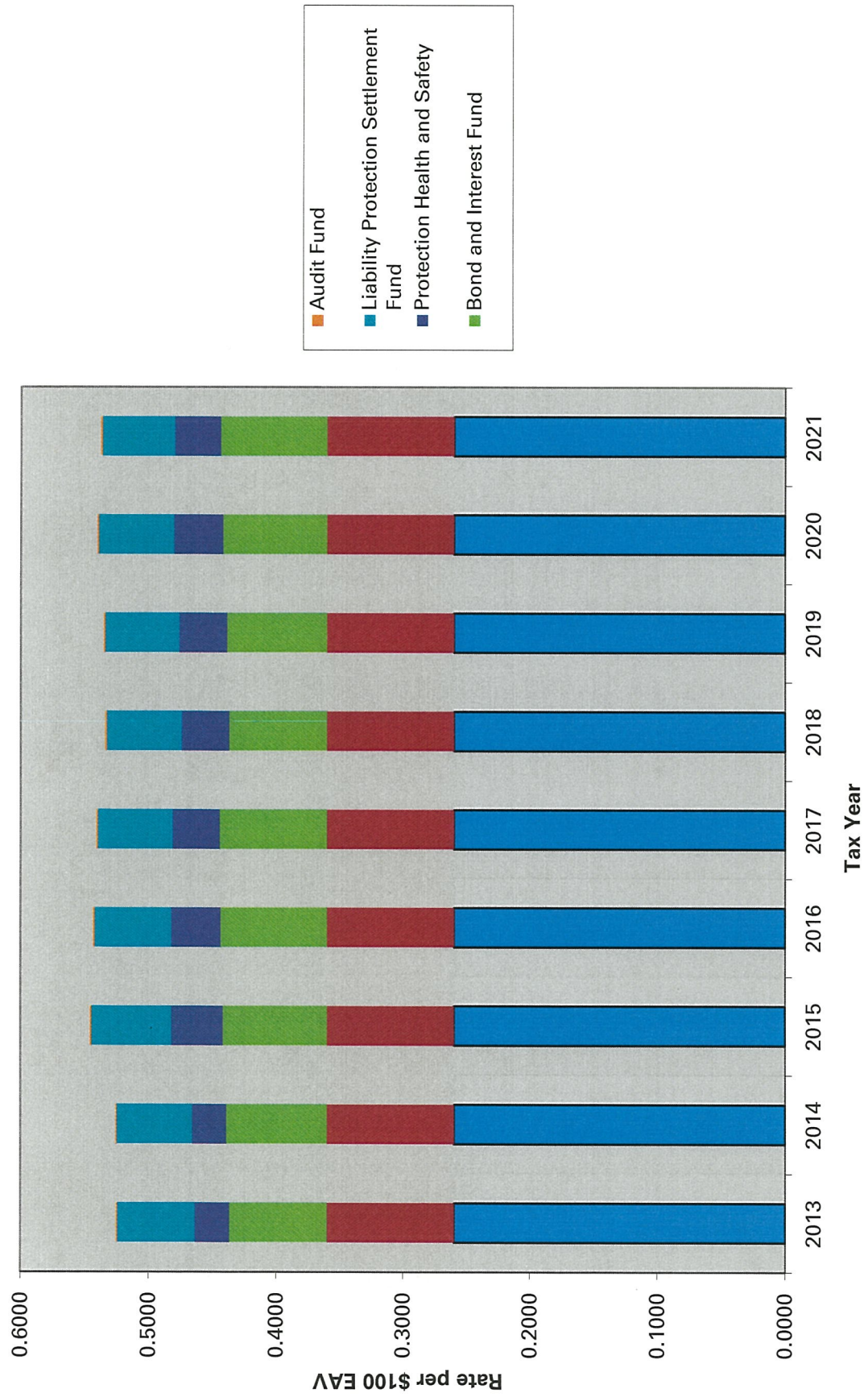
Equalized Assessed Valuations







# Tax Rate History





# Budget/Staffing Plan

Updated 7/16/2022

For FY Ending 6/30/2022

Division	Administrative	Confidential	Professional	Full Time	Public	Total
Department	Staff	Supervisory	Support	Faculty	Safety	Headcount
		Staff	Staff		Officers	
<b>Executive Services</b>						
President's Office	2	1	0	0		3
Foundation	1	0	1	0		2
Institutional Acct., Research, Grants & Contracts	1	0	5	0		6
<b>Communications &amp; External Affairs</b>						
Vice-President's Office	2	0	1	0		3
Child Development Center	0	1	10	0		11
Marketing/Public Relations	1	1	5	0		7
Reprographics	0	1	2	0		3
Community Education	1	1	7	0		9
<b>Academic Services</b>						
Vice President's Office	1	1	1	0		3
Associate Dean, Learning Commons	1	0	0	0		1
Learning Commons	0	0	9	2		11
Dean, Career & Technical Education	1	0	5	0		6
Assistant Dean, Adult Education/Workforce Dev	1	0	1	0		2
Aviation	0	0	2	9		11
Business/Computer Science, & Technologies	0	0	0	13		13
Applied Sciences & Technologies	0	0	0	14		14
Dean, Arts & Sciences	1	0	5	0		6
Fine & Applied Arts	0	0	3	11		14
Humanities	0	0	0	27		27
Mathematics	0	0	0	13		13
Natural Sciences	0	0	3	17		20
Planetarium	0	0	1	0		1
Social Sciences & Human Services	0	0	0	12		12
Health Professions	2	1	4	27		34
<b>Student Services</b>						
Vice President's Office	1	1	0	0		2
Dean, Student Services	1	0	0	0		1
Athletics & Student Life	2	1	3	0		6
Dean, Enrollment Management	1	0	0	0		1
Director, Enrollment Services	1	0	1	0		2
Admissions	0	2	14	0		16
Financial Aid	0	1	7	0		8
Dean, Counseling Services	1	0	0	0		1
Counseling & Advising	1	0	13	5		19
Accessibility Services	0	0	3	0		3
Assessment	1	0	5	0		6
Student Support Services/TRIO	0	1	2	0		3
Public Safety	1	0	2	0	12	15
<b>Administrative Services</b>						
Vice President's Office	1	0	0	0		1
Business Office	1	0	5	0		6
Physical Plant	1	1	39	0		41
Payroll	0	1	1	0		2
Human Resources	1	7	0	0		8
Campus Technologies	1	6	31	0		38
Bookstore	0	1	2	0		3
<b>FY 2022 Totals</b>	<b>30</b>	<b>29</b>	<b>193</b>	<b>150</b>	<b>12</b>	<b>414</b>
FY 2021 Totals	32	26	197	155	12	422
FY 2020 Totals	31	27	195	170	13	436
FY 2019 Totals	30	26	195	168	11	430
FY 2018 Totals	29	28	205	171	12	445
FY 2017 Totals	30	24	209	181	0	444
FY 2016 Totals	30	24	209	188	0	451
FY 2015 Totals	43	22	242	187	2	496
FY 2014 Totals	42	19	241	189		486
FY 2013 Totals	40	19	241	189		489
FY 2012 Totals	42	19	243	188		492
FY 2011 Totals	41	20	236	189		486

ILLINOIS COMMUNITY COLLEGE BOARD

DEFINITIONS

## Illinois Community College Board

### FUND DEFINITIONS

Financial administration requires that each transaction be identified for administrative and accounting purposes. The first identification is by "fund" which is an independent fiscal and accounting entity, requiring its own set of books in accordance with special regulations, restrictions and limitations that earmark each fund for a specific activity or for attaining certain objectives. Each fund must be so accounted for that the identity of its resources and obligations and its revenues and expenditures is continually maintained.

#### Education Fund

The Education Fund is established by Section 3-1 of the Illinois Public Community College Act and is the most active of those maintained by the College. All transactions which relate directly to the instructional program are recorded here along with transactions involving Academic Support, Student Services, Public Services, General Administration and Institutional Support. The sources of revenue credited to the Education Fund are local Education Fund tax levies, student tuition, state support, out-of-district chargebacks, state and federal monies for reimbursable programs and other revenue.

#### Operations and Maintenance Fund--Operational

The Operations and Maintenance Fund is established by Section 3-1 and Section 3-20.3 of the Illinois Public Community College Act and is used to account for expenditures resulting from facilities improvements and operation and maintenance of plant. Local Operations and Maintenance Fund tax levies and Corporate Personal Property Replacement Taxes provide the primary means of financing the operation of this fund.

#### Operations and Maintenance Fund--(Restricted)

This fund is used to account for monies restricted for building purposes and site acquisition.

It is suggested that Protection, Health, and Safety levies; Building Bond Proceeds; Repair and Renovation Grants; and accumulation monies restricted from the Operations and Maintenance levy for building purposes be accounted for in a series of self-balancing accounts in this fund.

#### Bond and Interest Fund

The Bond and Interest Fund is established by Section 3A-1 of the Illinois Public Community College Act. This fund is used to account for payment of principal, interest, and related charges on any outstanding bonds. Debt service for each bond issue must be accounted for separately using a group of self-balancing accounts within the fund.

Illinois Community College Board

FUND DEFINITIONS

(Continued)

Auxiliary Enterprises Fund

The Auxiliary Enterprises Fund is established by Section 3-31.1 of the Illinois Public Community College Act and accounts for college services where a fee is charged to students/staff. Each enterprise/service should be accounted for separately using a group of self-balancing accounts within the fund. Examples of accounts in this fund include food services, student stores, and intercollegiate athletics.

Only monies over which the institution has complete control should be included in this fund. Subsidies for auxiliary services by the Education Fund should be shown as transfers to the appropriate account.

Restricted Purposes Fund

The Restricted Purposes Fund, established by ICCB Rules 1501.508 and 1501.509, is for the purpose of accounting for monies that have restrictions regarding their use. Each specific project should be accounted for separately using a complete group of self-balancing accounts within the Restricted Purposes Fund. Care should be taken in establishing each group of self-balancing accounts so that the accounting and reporting requirements of the grantor are met. If the grantor provides an accounting manual, it should be followed for the group of self-balancing accounts. ICCB grants which should be accounted for in this fund include the advanced technology equipment grant, special populations grant, economic development grant, and retirees health insurance grant.

Working Cash Fund

The Working Cash Fund is established by Section 3-33.1 of the Illinois Public Community College Act. This fund is first established without voter approval by resolution of the local board of trustees for the purpose of enabling the district to have on hand at all times sufficient cash to meet the demands for ordinary and necessary expenditures. Additional bonds may be issued, without voter approval, in an amount or amounts not to exceed in the aggregate 75 percent of the total tax extension from the authorized maximum rates for the Education Fund and the Operations and Maintenance Fund combined, plus 75 percent of last known corporate personal property replacement tax allocation.

This fund is used to account for the proceeds of working cash bonds. By making temporary transfers, the Working Cash Fund is used as a source of working capital by other funds. Such temporary transfers assist operating funds in meeting the demands for ordinary and necessary expenditures during periods of temporary low cash balances. Payments for the principal or interest of working cash bonds should be made from the Bond and Interest Fund. (Section 3-33.1 through Section 3-33.6 of the Illinois Public Community College Act relate to various provisions for the Working Cash Fund.)



Illinois Community College Board

FUND DEFINITIONS

(Continued)

Trust and Agency Fund

The Trust and Agency Fund, established by Section 3-27c of the Illinois Public Community College Act, is used to receive and hold funds when the college serves as a custodian or fiscal agent for another body. The college has an agency rather than a beneficial interest in these monies. Each agency's monies should be accounted for by a complete group of self-balancing accounts, or sub-fund, within this fund. College club monies, for example, should be accounted for in this fund.

Audit Fund

The Audit Fund is established by Chapter 85, Section 709 of Illinois Revised Statutes for recording the payment of auditing expenses. The audit tax levy should be recorded in this fund, and monies in this fund only should be used for the payment of auditing expenses.

Liability, Protection and Settlement Fund

This fund is established pursuant to Chapter 85, Section 9-107 and Chapter 108 1/2, Section 21-110.1 of the Illinois Revised Statutes. The tort liability, property insurance, medicare insurance, unemployment insurance, and worker's compensation levies should be recorded in this fund. The monies in this fund, including interest earned on the assets of this fund, should be used only for the purposes authorized under unemployment, or worker's compensation insurance or claims, or Chapter 108 1/2, Section 21-110.1, i.e., the cost of participation in the Federal Medicare Program. Revenue and expenditures for each type of insurance coverage should be accounted for separately using a complete set of self-balancing accounts within the Liability, Protection, and Settlement Fund.



Illinois Community College Board

REVENUE DEFINITIONS

Local Support

Revenues from district taxes, from chargebacks, and from all governmental agencies below the state level.

State Support

State revenues from all state governmental agencies.

Tuition and Fees

All tuition and fees, less refunds, remissions, and exemptions, assessed against students for educational and general purposes.

Other Revenue

Revenues which do not fit into specific revenue source categories, i.e., revenue from use of college facilities, revenue from refunds, revenue from investments, revenue from service fees and fines.

## Illinois Community College Board

### PROGRAM DEFINITIONS

#### Instruction

Instruction consists of those activities dealing directly with or aiding in the teaching of students or improving the quality of instruction. It includes the activities of the faculty in the transfer, career and evening programs (credit and equivalency) and all the supportive equipment, materials, supplies and costs that are necessary to implement the instructional program.

#### Academic Support

Academic Support includes the operation of the library, learning lab, instructional materials center and communication systems, used in the learning process. It also includes all equipment, materials, supplies and costs that are necessary to support this function.

#### Student Services

Student Services provides services in the areas of admissions, records, counseling, testing, financial aid, Placement and the administration of the Student Services program. It also includes all equipment, materials, supplies and costs that are necessary to support this function.

#### Public Services

The Public Services function includes the services provided to the general community, governmental agencies and business and industry for non-credit, continuing education and community service activities. Continuing education is considered to be those non-credit activities under Public Service which have been established to provide an educational service to the various members of the Community, and are not part of degree credit or certificate credit curriculum. Continuing education includes but is not limited to professional review courses, workshops and seminars. Community services are those activities under Public Service concerned with making available to the public various resources and unique capabilities that exist within the institution. Examples of community service may be conference and institutes, general advisory services and reference bureaus, urban affairs, international affairs, radio, television, consultation and similar activities which meet the test that the primary intent for establishment is to provide services which are beneficial to groups and individuals outside of the institution.

Illinois Community College Board

PROGRAM DEFINITIONS

(Continued)

Operation and Maintenance of Plant

Operation of Plant consists of the custodial activities necessary in order to keep the physical facilities open and ready for use. Maintenance of plant consists of those activities necessary to keep the grounds, buildings and equipment operating efficiently. Costs also include all equipment, materials and supplies necessary to support this function.

General Administration

General Administration consists of those activities which have as their purpose the general regulation, direction and control of the affairs of the College on a system-wide basis. Included in this function are the President's Office, the Business Office, the Personnel Office, Research and Planning Office and Informational Services. Costs also include all equipment, materials and supplies necessary to support this function.

Institutional Support

Institutional Support expense consists of those costs that benefit the entire College and are not readily assignable to a particular cost center. Insurance costs, legal fees, auditing fees and tuition chargebacks are examples of items included in this area. Also included in this program are the Board of Trustees, Computer Center, the College Land Laboratory and Contingency Provisions.

Illinois Community College Board

OBJECT DEFINITIONS

Salaries

The compensation for services rendered by personnel employed by the College, as well as student help employed to complement the educational process and its supporting area.

Employee Benefits

The cost to the College for annual physical examinations, health, accident, long-term disability, life and dental insurance for its employees.

Contractual Services

Services contracted for by the College from organizations or personnel not on the payroll of the College. Included are fees paid to workshop directors, consultants, lawyers and auditors. In addition, expenditures for equipment repairs and machine repairs and other items designated as contractual services.

Materials and Supplies

Expenditures for all supply items used by the College such as paper, printed materials, books, periodicals, program brochures, materials for processing in programs, tools and all items which constitute a cost of less than \$25.

Conference and Meeting Expense

Expenditures incurred by the College personnel for travel in connection with the everyday activities of the College, such as instructors' travel to and from off-campus classes and articulation meetings with high schools by employees in Student Activities. Travel to conventions, meetings, institutions and workshops by professional staff is also recorded here.

Vehicle Expense

Expenditures incurred by the College for the gas, oil, grease, tires, tubes and other items necessary to maintain, repair and operate the College vehicles.

Fixed Charges

Obligations of the College for the rental of off-campus facilities, supportive computer equipment rentals, equipment and film rentals and property and casualty insurance.

Illinois Community College Board

OBJECT DEFINITIONS

(Continued)

Utilities

Expenditures for utilities used by the College such as water, electricity, gas and telephone.

Capital Outlay

Expenditures resulting in the acquisition of capital assets or from initial or additional items of equipment, furniture and machines.

Other

All other expenditures not provided for elsewhere in the object category series.

Contingency

Budgetary appropriations that are set aside for unforeseen expenditures. The Board of Trustees must approve a budget adjustment by resolution to transfer from the Provision for Contingency budget account to the appropriate budget account in accordance with the Illinois Public Community College Act.