

The background of the page features several overlapping, curved bands in various shades of green and yellow, creating a sense of movement and depth. The bands are most prominent on the left side and curve towards the right.

Appendix A Parkland College: Building a Sustainable Future

2012 Self-Study Report

Submitted to the
Higher Learning Commission

of the
North Central Association of Colleges and Schools

Evaluation Visit
October 1–3, 2012



Appendix A
Parkland College: Building a Sustainable Future
2012 Self-Study Report

Submitted to the
Higher Learning Commission
of the
North Central Association of Colleges and Schools

Evaluation Visit
October 1–3, 2012

Contents

Table of Contents

Federal Compliance	1
Credits, Program Lengths, and Tuition.	1
Institutional Records of Student Complaints	2
Transfer Policies.	3
Verification of Student Identity	3
Institutional Compliance with the Higher Education Reauthorization Act (Title IV)	4
Gainful Employment	4
A-133 Financial Audits.	5
Federal Aid Default Rates.	5
Disclosure of Campus Crime.	7
Equity in Athletics	7
Consumer Information	7
Student Right-to-Know	7
Third-Party Contracts (Nonaccredited)	10
Consortial Agreements (Accredited)	10
Institution's Advertising and Recruitment Materials.	11
Federal Compliance Visits to Off-Campus Locations	11
Requirements of Institutions Holding Dual Institutional Accreditation	11
Third-Party Comment.	12
Institutional Snapshot	14
1. Student Demography Headcounts	15
2. Student Recruitment and Admissions	22
3. Financial Assistance for Students	23
4. Student Retention and Program Productivity	25
5. Faculty Demography	27
6. Availability of Instructional Resources and Information Technology	31
7. Financial Data	33
Materials to Be Available in Resource Room	34

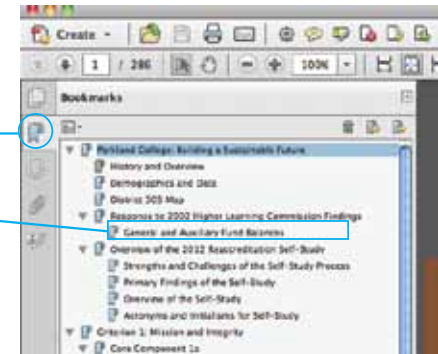
Acrobat Tips

Acrobat PDF Helpful Tips

Use the Bookmarks panel for quick access to document pages.

To open the Bookmarks panel, click the Bookmark button on the left under the main header.

Click a title/link to go to that page within the document.

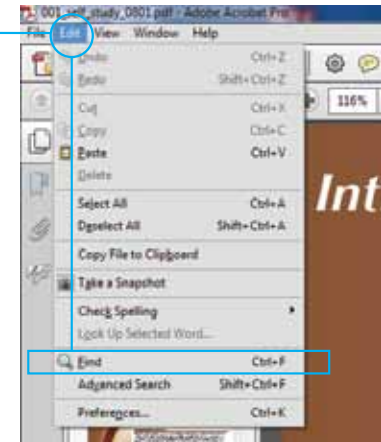
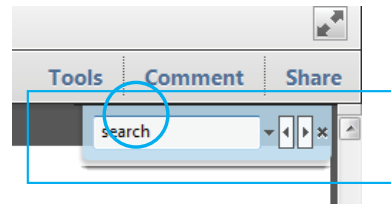


Search

Use the Find feature to search a specific term, phrase, or word within the document.

From the Edit menu, select Find (Ctrl+F).

A search box will open on the upper right of the document page. Type the specific term, phrase, or word in the text field and press return.



The first instance of result will be highlighted within the document. Click the left/right arrows on the search box to find new or previous instances of the search item; click the down arrow for options that refine your search.

Federal Compliance

Appendix A: Federal Compliance

Credits, Program Lengths, and Tuition

Parkland College abides by the directives and definitions of the [Illinois Community College Board \(ICCB\) section 1501.507](#). According to the *ICCB Manual*, an “Associate Degree” is awarded for the successful completion of at least 60 semester credit hours of instruction. ICCB also approves the total number of credit hours required for certificate programs. A credit hour is defined in the *ICCB Manual* as follows: “Credit hours for courses for which ICCB credit hour grants are to be claimed shall be determined on the basis of an expected 45 hours of combined classroom/laboratory and study time for each semester hour or 30 hours of such time for each quarter credit hour.” [The credit hour worksheets can be found here](#) or *in the Resource Room*.

Parkland College utilizes the traditional semester structure. In addition to the traditional fall and spring semesters, each consisting of a mandated 75 instructional days (not including any orientation and final exams), the college offers late-start courses that meet more often through the week to meet the ICCB minimums. Parkland also offers a 12-week summer term where courses begin on four different dates and may be anywhere between three and 12 weeks in length. Each course is detailed in the class timetable.

The class timetables contain information regarding tuition and course fees. Rates are established in accordance with the policies prescribed in the [Illinois Public Community College Act \(110 ILCS 805/\)](#). Course fees support the costs of supplies, specialized equipment, and equipment maintenance. This information is also published on the “Tuition and Fees” section of the in the annual [Parkland College Catalog](#) and in the student portal. For the 2012–2013 academic year, courses are available to all residents of District 505 at a tuition rate of \$103.50 per credit hour. An additional \$1.75 activity fee, \$5 facility fee, and \$1.75 registration fee is charged per credit hour for a total cost of \$112 per credit hour (estimated charge). Student Government endorsed a \$0.50 increase in the activity fee for the 2013 academic year to further fund registered student organizations and thus increase campus engagement. Illinois students who are not residents of District 505 are assessed \$260.50 per semester hour. For out-of-state students and foreign citizens, the total assessment is \$443.50 per semester hour. Any adjustments to the tuition rate are approved by the board of trustees.

[Find more information about Parkland’s tuition and fees here.](#)

[Review Parkland College’s tuition history.](#)

Course fees for noncredit programming are published in the college’s noncredit programs brochure, three of which are published each calendar year. [The brochure is also available online.](#) Noncredit workshops vary in length according to the time required to deliver instruction and are not subject to the same ICCB rules as credit courses.

Parkland has entered into several cooperative agreements with other community colleges that allow Parkland District 505 residents to enroll in degrees and/or certificate programs in occupational areas not available at Parkland at the cooperating college’s in-district tuition rate. The colleges and programs are on the [“Cooperative Programs”](#) page of the college’s website and in the college’s catalog.

Federal Compliance

Institutional Records of Student Complaints

The Parkland College Association (PCA) approved the following policy (8.29) in December 1998 (revised February 2007): North Central Association of Colleges and Schools Commission on Institutions of Higher Education policy and U.S. Department of Education require institutions to maintain records of student complaints. The dean of academic services and the dean of students are responsible for the maintenance of formal, written, signed complaints by students addressed to the president, a vice president, or a dean. Such records will include the date and nature of the formal complaint, steps taken to resolve the complaint, final resolution by the college, and other actions initiated by the student.

Student complaints can take several different forms. Informal complaints made to the dean of students (behavioral or conduct-related) and/or the dean of academic services (interpretations of policy) are initially referred back to the appropriate academic department.

As per the *Student Policies and Procedures Manual*, every student has the right to grade review to correct an erroneous grade. The Grade Appeals process is located in the [Parkland College Policies and Procedures Manual \(section 8.15.03\)](#). Grade appeals may include the following:

1. the assignment of a grade to a particular student on some basis other than academic or behavioral performance in the course
2. the assignment of a grade to a particular student by using more exacting or demanding standards than were applied to other students in that course
3. The assignment of a grade by a substantial departure from the instructor's previously announced or written standards

Grades found to be in error may be changed by the instructor or, if the instructor is unavailable, the department chair upon discovery and confirmation of the error. Judgments of unfair grading, however, can only be made by a grade appeal committee, usually within the same discipline. The procedure for this process is detailed in the *Policy and Procedures Manual* and in the *Student Policies and Procedures Manual*. *To view these manuals, see the Resource Room.*

Informal student grievances, in which a student believes a college policy and/or procedure has been violated and/or misinterpreted, are handled by the dean of academic services or the dean of students. The dean will work with the department in question to resolve the issue. If the grievance becomes formal (in writing), the student initiates the process through the vice president for student services. If the situation is not resolved to the student's satisfaction at the department level, a Student Grievance Committee is assembled as per the policies and procedures stated in the *Student Policies and Procedures Manual*. Grievance records are maintained by the vice president for student services. *For a log of grievance records maintained by the vice president for student services, see the Resource Room.*

Federal Compliance

Transfer Policies

A transfer course is defined in Parkland College's *Policies and Procedures Manual* as any course that is listed as transferable in the four-year institution's official curriculum guide. The course must also be listed as a transfer course in the Guarantee Contract signed by a Parkland College counselor. Transfer courses are defined by ICCB as being accepted by at least three other universities and colleges. Parkland College requires that one of these three institutions be the University of Illinois at Urbana-Champaign.

Transfer policies are clearly stated on the [↔ "Transfer Requirements"](#) page of the Parkland College website and in the college catalog whether a student is transferring credits into Parkland from an accredited institution or the student is transferring from Parkland to a four-year institution. For incoming credit, students complete "Request for Transcript Evaluation" forms and submit them to the Office of Admissions and Records after students have declared their programs of study. By state law, students' previous academic records must be evaluated prior to admission to a transferable program of study: Associate in Arts, Associate in Science, Associate in Fine Arts, and Associate in Engineering Science degrees. A copy of the completed evaluation is then mailed to the student. [↔ Guidelines and criteria for evaluation of incoming credit can be found here.](#)

In addition, Parkland participates in the [↔ Illinois Articulation Initiative \(IAI\)](#), which assigns IAI numbers to transfer courses that match a template, thus creating a statewide transfer agreement. Several Parkland faculty serve on IAI panels.

For more on faculty serving on IAI panels, see Criterion 5c.

Parkland has also developed 2+2 articulation agreements with selected universities and colleges to provide students the opportunity to obtain bachelor's degrees in technical areas. A list of 2+2 agreements in effect can be found on page 61 of the current catalog or [↔ at this link.](#)

Verification of Student Identity

Parkland College ascribes to the policies and standards of the [↔ National College Testing Association](#). Every Parkland College student, upon admission to the college, is assigned a secure username and default password for access to the student portal, student email, and the learning management system. The default password is the student's six-digit birthday, though students are prompted to alter their passwords when first logging in. Students may choose to access the learning management system and student email through the student portal. Parkland does not offer correspondence courses.

Beyond login security, some faculty require online tests to be taken in a proctored environment. For these cases, students are informed of the proctored testing requirements through course listings in the timetable. Local students may use the Parkland College Assessment Center, though photo identification is required. Students who are not local may take proctored tests at other approved locations. Parkland's testing sites do not use webcams or challenge questions, as these options are thought to be invasive. Feedback from instructors using proctor services has been positive. Extensive assessments have been performed to ensure the system could be scaled up if demand increases. Proctored testing at the center is free to Parkland students and \$15 for students from other

Federal Compliance

institutions. Fees at other colleges may vary. *For a log of all students who participate in proctored examinations, see the Resource Room.*

In 2009, Parkland College's Department of Distance and Virtual Learning, the Assessment Center, and Academic Scheduling applied for and received internal Innovation Funds to pilot a program for proctored testing for **↔ midterm and final examinations for online classes**. The purpose of the project was to institutionalize and standardize proctored testing for online courses. The pilot was completed at the end of the spring 2011 semester. **↔ Only a small number of faculty opted to utilize this service**. In fall 2010, 14 courses with 105 students used the proctoring system, and in spring 2011, nine courses and 118 students utilized these services. After completion of the pilot, test security for online courses reverted back to the faculty member's responsibilities and is addressed in a variety of ways. For example, the entire Mathematics department requires that students continue to take online exams in a proctored environment.

Academic honesty issues are covered extensively in the *Student Policies and Procedures Manual*. In that publication, formal definitions of "cheating," "fabrication," "plagiarism," and "collaboration" are given in detail, followed by the repercussions for any violations. Initial discussions occur at the faculty level with repercussions including additional work on the part of the student, resubmission of the work in question, a failing grade being assigned to the work in question, or failure of the course. Incident reports are logged with the vice president for academic services or a designee.

Institutional Compliance with the Higher Education Reauthorization Act (Title IV)

In the summer 2010 term, the first semester of Datatel Colleague system implementation, the college discovered that its student withdrawal process was not typical of how community colleges handle withdrawals. As a result, Datatel initially delivered some reports that were not complete. College officials were not able to identify students who had totally withdrawn until the system created a report. An internal audit showed that one student was reported late to the Department of Education. Notification of student withdrawal is supposed to occur 30 days after the withdrawal, but notification of the student in question occurred 75 days after the fact. The issue was self-reported, and no further action was taken. This issue with the Datatel Colleague system has been repaired. The Datatel Colleague implementation also resulted in a single incident of late reporting of enrollment information during the summer 2010 term.

Gainful Employment

↔ Gainful Employment is one part of the Higher Education Opportunity Act (HEOA) designed to ensure that students in career programs have opportunities in their respective fields. Parkland College submitted a **↔ report in fall 2011 that covered academic years 2006–2010**. The directors of Institutional Research and Accountability and Financial Aid have both been trained in Gainful Employment reporting, and an external analysis of 2006 to 2010 data is expected in the summer of 2012. *This report will be available in the Resource room when it arrives.*

Federal Compliance

A-133 Financial Audits

Parkland College participates in an annual financial audit. The last 10 years' financial audits can be found on the [↔ "About Us"](#) page of the college website.

Federal Aid Default Rates

Parkland College participates in the following federal programs:

- Pell Grant
- Work Study
- Supplemental Educational Opportunity Grant
- William D. Ford Direct Loans
- Direct Parental Loan for Undergraduate Students (PLUS)

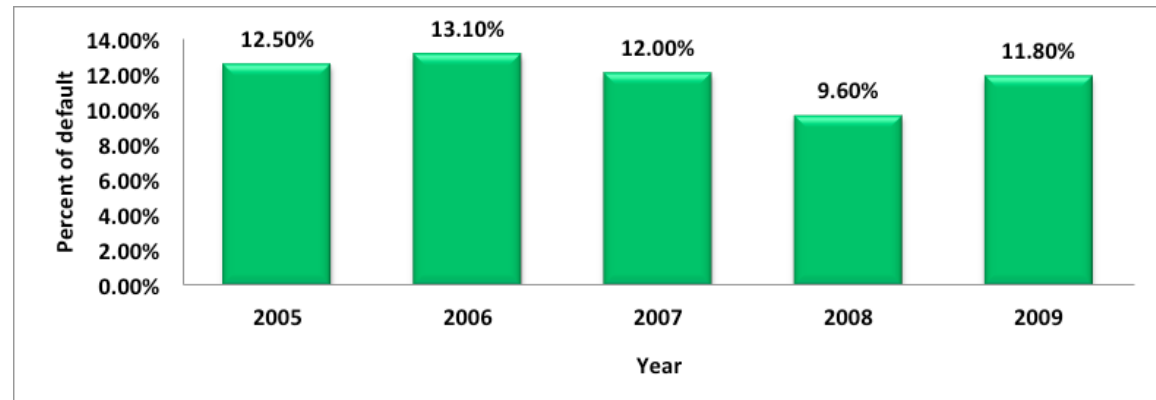
Beginning in the 2012–2013 academic year, degree-seeking students may request loans by utilizing the “Loan Request Form” using WebAdvisor in the student web portal. A Free Application for Federal Student Aid (FAFSA) is still required. Procedures are kept in the [↔ *Financial Aid Office Policies and Procedures Guide*](#). Types of financial aid available to students can be found on the college’s [↔ “Types of Aid”](#) website. Application for the Direct Loan at Parkland begins when applying for financial aid on the Free Application for Federal Student Aid. All applicants must have Federal Pell Grant eligibility determination made before loan processing can be completed. A first-time Parkland borrower must complete loan entrance counseling and a master promissory note before receiving his/her first check. Direct loans are made through the U.S. government. The number of Parkland College students in default is as follows:

- 2005 – 174
- 2006 – 179
- 2007 – 164
- 2008 – 126
- 2009 – 149

Parkland’s loan default rates are shown in *Figure 1*.

Federal Compliance

Figure 1: Parkland College's student loan default rates, 2005–2009.



A downward trend in default rates beginning in 2006 reversed in 2009, most likely due to the economy. An economic recession began in 2008, and as such, default rates are expected to be elevated in the next few years. As seen in *Table 1*, Parkland College's 2009 default rate of 11.80 percent was several percentage points lower than Illinois Central College and Black Hawk College and comparable to Danville Area Community College and Joliet Junior College.

Table 1. Peer institutions' cohort default rates, 2009.

Peer Institution	Default Rate	Number of Students in Default
Black Hawk College	16.7%	89
Danville Area Community College	12.2%	20
Illinois Central College	18.6%	200
Joliet Junior College	11.0%	66

Parkland has undertaken several initiatives to manage this default rate:

- All first-time loan borrowers are required to complete online entrance counseling, regardless of whether or not they have completed such counseling at other institutions.
- Students who request additional unsubsidized loans must complete budget worksheets and then meet with financial advisors to review the worksheets.
- Loan borrowers must complete online exit counseling upon petitioning to graduate, falling below half-time, or being placed on financial aid suspension and/or cancellation. All abuses are reported to the Department of Education's Inspector General.

➡ **More on the college's financial audits is available here or in the Resource Room.**

Federal Compliance

Disclosure of Campus Crime

Parkland College maintains a Department of Public Safety which abides by the “Jeanne Clery Disclosure of Campus Security Policy and Campus Crime Statistics Act” (originally the “Campus Security Act”), enacted by the U.S. Congress and signed into law in 1990. The law applies to all institutions of higher education which participate in any federal student aid programs. The law requires institutions to publicly disclose three years of campus crime statistics and basic security policies. These statistics may be found on the [☞ “Crime Statistics”](#) page of the college website, the [☞ “Campus Police”](#) page of the college website, *and in the Resource Room*. The chief of Public Safety made a [☞ public safety report](#) to the Parkland College Association in spring 2012.

Public Safety also operates the Immediate Response Information System (IRIS) on campus by which students, staff, faculty, administrators, and family members can be notified in the event of an on-campus emergency. The IRIS system can broadcast alerts by telephone, email, or text message. Participants must create free accounts to participate in this optional system. Faculty members are encouraged to publicize the IRIS system in their classes.

Equity in Athletics

The college participates in the Equity in Athletics Disclosure Act (EADA), which examines athletic participation, staffing, revenues, and expenses of both men’s and women’s athletic teams. [☞ That report is available from Office of Institutional Research and Accountability](#) and in the *Resource Room*.

Consumer Information

The vice president for student services distributes information to students each semester regarding consumer information. The information is also posted online on [☞ “Student Consumer Information”](#) page of the college website.

Student Right-to-Know

Student Graduation Rates

Parkland College participates in the Integrated Post-Secondary Education Data System (IPEDS) operated by the U.S. Department of Education, which analyzes graduation rates in comparison with peer institutions with an eye towards gender and ethnicity. Results are published by the college’s Office of Institutional Accountability and Research. [☞ Results appear on the IAR website](#) and in the *Resource Room*.

Process for Student Withdrawal

There are four ways by which students can withdraw or be withdrawn from Parkland College:

Student-Initiated Withdrawals

Students have the privilege of dropping full-semester courses during the first 10 instructional days of each semester (second day for all summer courses) without the drop becoming part of their permanent academic records. Students withdrawing after the tenth day (or equivalent) of classes each term will have grades of W recorded on their permanent academic records. Students are responsible for submitting

Federal Compliance

withdrawals in writing to the Office of Admissions and Records. Withdrawals may not be made by telephone or by e-mail. All withdrawals must be filed no later than one week prior to the last day of instruction of any regular length semester or, for a class less than a full semester in length, any time before the last week during which the class meets. The specific dates for withdrawal are published in the catalog, class schedule, and student portal. The procedure for withdrawing from a course is detailed on the college website under the [↻ Admissions and Records section](#), the college catalog, and the class schedule.

Faculty/Administrative Action

On the tenth day of instruction (or equivalent), faculty may recommend the removal of students from their class rosters who have never attended. The courses will not appear on the students' academic records. After the tenth day and until midterm, faculty may withdraw students who have ceased to attend. This is a drop with record; the courses appear on the students' academic records with W grades. A student also may be withdrawn by administrative action as a result of emergency or disciplinary procedures.

Program Withdrawal

Select career programs have specific policies and requirements for maintaining satisfactory progress. Students who do not meet program policies and requirements may be administratively withdrawn from the programs. These policies are found in the college catalog and in specific programs' handbooks.

Complete Withdrawal

A degree- or certificate-seeking student who is taking more than six semester hours who wishes to withdraw from all coursework must go through the Official Withdrawal/Checkout Authorization Procedure. Forms and instructions may be obtained from the Office of Admissions and Records. A meeting with a financial aid advisor is required to discuss the impact of withdrawing on current and future financial aid eligibility and the importance of repaying outstanding student loan debt.

Cost of Attendance

The cost of attending Parkland College consists of tuition and fees. Parkland does not provide housing for students or any meal packages. Costs are listed on the [↻ "Tuition and Fees"](#) page of the college website, the [↻ "College Costs"](#) page of the college website, the college catalog, and the current class schedule. The college also makes a [↻ net price calculator](#) on the public website so students may calculate estimated costs of attendance for their particular situations.

Refund Policy

Parkland's refund policy is stated on page 28 of the current catalog and on the [↻ "Refunds Policies"](#) page of the college website.

Current Academic Programs

A full list of academic programs appears on the [↻ "Programs and Majors"](#) page of the college website and on page 65 of the current catalog.

Federal Compliance

Names of Accrediting Agencies

Only the Higher Learning Commission of the North Central Association of Colleges and Schools accredits Parkland College as an institution of higher learning. There are career programs available at Parkland that maintain their own accreditations from specific governing agencies, namely the following:

- Automotive Technology (National Automotive Technician Education Foundation)
- CNA (Illinois Department of Public Health) – state certification
- Dental Hygiene (Commission on Dental Accreditation of the American Dental Association)
- Dietary Manager (Association of Nutrition and Foodservice Professionals)
- Diesel Technology (Association of Equipment Dealers, Automotive Youth Education System, and Ford ASSET)
- Medical Assisting (American Registry of Medical Assistants)
- Nursing (National League for Nursing Accrediting Commission)
- Occupational Therapy Assistant (The Accreditation Council for Occupational Therapy Education [ACOTE] of the American Occupational Therapy Association)
- Radiologic Technology (Joint Review Committee on Education in Radiologic Technology)
- Respiratory Care (Committee on Accreditation for Respiratory Care of the Commission on Accreditation of Allied Health Education Programs [CAAHEP])
- Surgical Technology (Joint Review Committee on Education of the Surgical Technologist of the Commission on Accreditation of Allied Health Education Programs [CAAHEP])
- Veterinary Technology (Committee on Veterinary Technician Education and Activities of the American Veterinary Medical Association)

Facilities for Students with Disabilities

In accordance with the Americans with Disabilities Act of 1990 as amended and Section 504 of the Rehabilitation Act of 1973, Parkland College provides auxiliary aids and services for students with documented disabilities. Students with disabilities who desire academic accommodations must register with the Office of Disability Services to discuss their needs. Parkland's services for students with disabilities include, but are not limited to, textbooks in alternate formats, extended testing time, classroom notetakers, interpreting services, and special testing arrangements.

Adaptive equipment includes talking calculators, tape recorders, FM systems for hearing enhancement, Close Caption TVs, specialized software, and a Braille printer. Students with disabilities, like all students, are expected to comply with all standards and policies of the college, including admission procedures, behavior/conduct, assessment testing, attendance, auditing classes, and others. More information about Parkland's policies and procedures can be found in the college catalog. Students who feel they have been excluded from participation in, or denied the benefits of, any program, service, or activity due to their disabilities are encouraged to contact the director of disability services. Parkland's *Student Policies and Procedures Manual* contains

Federal Compliance

the ADA Grievance Policy and Procedures. This information is available on the [↔ Student Policies and Procedures website](#), from the director of disability services, or from the vice president for student services.

Study Abroad Policies

To participate in the Study Abroad program, students must have completed a minimum of 12 credit hours, including ENG 101, with a cumulative grade point average of at least 2.75. There are long- and medium-term programs endorsed by the Illinois Consortium for International Studies and Programs (ICISP) and short-term, career-oriented programs offered through Community Colleges for International Development (CCID). Programs and policies are detailed on the [↔ “Study Abroad”](#) page of the college website.

Student Academic Progress

In accordance with the U.S. Department of Education, Parkland College is required by federal regulations (Federal Regulations 34CFR Parts 668.32f and CFR 668.34) to establish satisfactory academic progress standards for federal and state financial aid recipients enrolled in eligible degree and certificate programs. These minimum standards ensure that only those recipients demonstrating satisfactory progress toward the completion of their educational objectives continue to receive financial assistance.

Minimum standards required by a student to be eligible for student financial aid, *regardless* of whether or not a student has previously received student financial aid, can be found on p. 30 of the current catalog.

Attendance Policies

Because regular, punctual attendance is considered necessary for success, students are expected to attend all meetings of classes in which they are enrolled. Parkland College has no college-wide attendance policy, though each faculty member is expected to monitor attendance and tardiness.

Faculty have the prerogative of lowering grades for unexcused absences. Faculty are asked to certify that students enrolled in a class are, in fact, attending the class on the tenth day of instruction. Additionally, the Illinois Community College Board requires faculty to certify the attendance of students at midterm. For online courses, the college possesses logs of login times and discussion posts, but there is no college policy on how this information is utilized. That responsibility is attributed to the individual faculty members and how they manage their courses.

Third-Party Contracts (Nonaccredited)

Parkland College is not involved in any third-party contracts.

Consortial Agreements (Accredited)

Parkland College is not involved in any consortial agreements.

Federal Compliance

Institution's Advertising and Recruitment Materials

The college catalog (both in print and online) refers to Parkland College's affiliation with the Higher Learning Commission of the North Central Association of Colleges and Schools. The name, address, and website of the organization can be found on page 10 of the current catalog. Online references include the following:

➦ <http://www2.parkland.edu/accreditation.html>

➦ <http://online.parkland.edu/SelfStudy/planningguide.cfm>

➦ <http://www.parkland.edu/consumerinfo.aspx>

➦ <http://www.parkland.edu/student-services/veterans>

Parkland's Marketing and Public Relations department supervises the marketing for the college and the creation of recruiting materials. *Examples of recent marketing efforts appear in the Resource Room.* The director of this department reports directly to the college president. Of the nine academic departments, four (Computer Science and Information Technology, Health Professions, Engineering Science and Technologies, and Business and Agri-Industries) employ their own in-house recruiters, either full or part time.

Federal Compliance Visits to Off-Campus Locations

In 2010, Parkland College moved its Community Education operation and several programs within the Health Professions department to the "H wing" which is located on Mattis Avenue, less than a mile east of the main campus. The new "wing" is merely extension of the main campus. The Construction Education Alliance is also located in this building. Parkland also holds classes in the Auto Collision Repair Facility on Kenyon Road in Champaign. This program is expected to move to the main campus with the opening of the Applied Technology Center, projected to be available for fall 2012. Parkland no longer operates area learning centers in several surrounding communities.

Requirements of Institutions

Holding Dual Institutional Accreditation

Only the Higher Learning Commission of the North Central Association of Colleges and Schools accredits Parkland College as an institution of higher learning.

Federal Compliance

Third-Party Comment

A paid advertisement inviting third-party comment about Parkland College and the accreditation process was sent to the following publications in the college's District 505 to be published the week of July 29, 2012:

Champaign-Urbana

News-Gazette

Arcola Record Herald

Atwood Herald/News Record

Cissna Park News

Gilman Star

Mahomet Citizen

Newman Independent

Onarga Lone Tree Leader

Parkland Prospectus

(published July 25)

Paxton Daily Record

Rantoul Press

Savoy Star

Tolono County Star

Tuscola Journal

Villa Grove News

PARKLAND COLLEGE

In preparation for its periodic evaluation by its accrediting agency, Parkland College is seeking comments from the public. Parkland will undergo a comprehensive evaluation visit October 1-3, 2012, by a team representing the Higher Learning Commission of the North Central Association of Colleges and Schools. Parkland College has been accredited by the Commission since 1972. The team will review Parkland's ongoing ability to meet the Commission's Criteria for Accreditation and General Institutional Requirements. A copy of the college's self-study may be found in the Parkland Library and online at www.parkland.edu/2012selfstudy on August 1. The public is invited to mail comments regarding the college to the following address:

Public Comment on Parkland College
The Higher Learning Commission
230 South LaSalle Street, Suite 7-500
Chicago, IL 60604-1411

Comments must address substantive matters related to the quality of Parkland College or its academic programs. Comments must be in writing and signed; they cannot be treated as confidential. For electronic submission, visit the following website:

[http://www.ncahlc.org/
Information-for-the-Public/third-party-comment.html](http://www.ncahlc.org/Information-for-the-Public/third-party-comment.html).

The Commission must receive all comments by September 1, 2012.

1137745

July 29, August 1-2

In addition, a news release inviting third-party comment was sent to all district media outlets on July 23 and published in the *Champaign-Urbana News-Gazette* on July 24.

Third-party comments were also requested via the college's public website, internal employee portal, Facebook page, and Twitter account.

Federal Compliance

PARKLAND COLLEGE

In preparation for its periodic evaluation by its accrediting agency, Parkland College is seeking comments from the public. Parkland will undergo a comprehensive evaluation visit October 1-3, 2012, by a team representing the Higher Learning Commission of the North Central Association of Colleges and Schools. Parkland College has been accredited by the Commission since 1972. The team will review Parkland's ongoing ability to meet the Commission's Criteria for Accreditation and General Institutional Requirements. A copy of the college's self-study may be found in the Parkland Library and online at www.parkland.edu/2012selfstudy on August 1. The public is invited to mail comments regarding the college to the following address:

Public Comment on Parkland College
The Higher Learning Commission
230 South LaSalle Street, Suite 7-500
Chicago, IL 60604-1411

Comments must address substantive matters related to the quality of Parkland College or its academic programs. Comments must be in writing and signed; they cannot be treated as confidential. For electronic submission, visit the following website: <http://www.ncahlc.org/Information-for-the-Public/third-party-comment.html>.

The Commission must receive all comments by September 1, 2012.

Institutional Snapshot

Parkland College Champaign, Illinois

Institutional Snapshot
July 2012

Compiled by the
Office of Institutional Accountability and Research

Institutional Snapshot

1. Student Demography Headcounts

A. Undergraduate Enrollments by Class Level

<i>Undergraduate Enrollments by Class Level</i>						
Student	Fall 2009		Fall 2010		Fall 2011	
	N	%	N	%	N	%
Freshman	4,562	47.4%	5,855	60.3%	5,432	58.0%
Sophomore	3,478	36.1%	2,859	29.4%	3,000	32.0%
Other*	1,593	16.5%	1,001	10.3%	936	10.0%
Total	9,633	100.0%	9,715	100.0%	9,368	100.0%

* Note: The "Other" student level includes dual enrollment, dual credit, and course enrollee (not in a degree program).

Source: Parkland College, Office of Institutional Accountability and Research. E1 Dataset: 10th-day census.

B. Undergraduate Students by Degree-Seeking Status

<i>Degree-Seeking Students</i>						
Gender/Ethnicity	Fall 2009		Fall 2010		Fall 2011	
	N	%	N	%	N	%
Males						
Asian*	113	3.3%	139	3.1%	103	2.6%
American Indian/ Alaska Native	16	0.5%	24	0.5%	18	0.5%
Black/African American	496	14.5%	582	13.1%	582	14.7%
Hispanic or Latino	142	4.2%	200	4.5%	186	4.7%
White	2,523	73.8%	2,628	59.4%	2,166	54.8%
Nonresident Alien	129	3.8%	89	2.0%	49	1.2%
Native Hawaiian/Pacific Islander	NA	NA	4	0.1%	5	0.1%
Two or more races	NA	NA	0	0.0%	5	0.1%
Unknown	NA	NA	761	17.2%	839	21.2%
Total Males	3,419	100.0%	4,427	100.0%	3,953	100.0%

Institutional Snapshot

Degree-Seeking Students

Gender/Ethnicity	Fall 2009		Fall 2010		Fall 2011	
	N	%	N	%	N	%
Females						
Asian*	117	3.3%	149	3.4%	131	3.2%
American Indian/Alaska Native	15	0.4%	17	0.4%	21	0.5%
Black/African American	555	15.8%	690	15.9%	671	16.3%
Hispanic or Latina	140	4.0%	183	4.2%	158	3.8%
White	2,567	73.0%	2,681	61.8%	2,432	59.1%
Nonresident Alien	124	3.5%	97	2.2%	41	1.0%
Native Hawaiian/Pacific Islander	NA	NA	3	0.1%	3	0.1%
Two or more races	NA	NA	0	0.0%	2	0.0%
Unknown	NA	NA	517	11.9%	659	16.0%
Total Females	3,518	100.0%	4,337	100.0%	4,118	100.0%
Total Students						
Asian*	230	3.3%	288	3.3%	234	2.9%
American Indian/Alaska Native	31	0.4%	41	0.5%	39	0.5%
Black/African American	1,051	15.2%	1,272	14.5%	1,253	15.5%
Hispanic or Latino	282	4.1%	383	4.4%	344	4.3%
White	5,090	73.4%	5,309	60.6%	4,598	57.0%
Nonresident Alien	253	3.6%	186	2.1%	90	1.1%
Native Hawaiian/Pacific Islander	NA	NA	7	0.1%	8	0.1%
Two or more races	NA	NA	0	0.0%	7	0.1%
Unknown	NA	NA	1,278	14.6%	1,498	18.6%
Total Students	6,937	100.0%	8,764	100.0%	8,071	100.0%

Source: Parkland College, Office of Institutional Accountability and Research. IPEDS.

* For fall 2010 the category 'Asian' includes Asian and Pacific Islander.

Institutional Snapshot

Non-Degree-Seeking Students

Gender/Ethnicity	Fall 2009		Fall 2010		Fall 2011	
	N	%	N	%	N	%
Males						
Asian*	62	6.5%	12	5.1%	17	4.8%
American Indian/Alaska Native	3	0.3%	2	0.9%	2	0.6%
Black/African American	65	6.8%	69	29.4%	41	11.5%
Hispanic or Latino	57	6.0%	39	16.6%	19	5.3%
White	732	76.5%	83	35.3%	181	50.8%
Nonresident Alien	38	4.0%	4	1.7%	2	0.6%
Native Hawaiian/Pacific Islander	NA	NA	1	0.4%	1	0.3%
Two or more races	NA	NA	0	0.0%	1	0.3%
Unknown	NA	NA	25	10.6%	92	25.8%
Total Males	957	100.0%	235	100.0%	356	100.0%
Females						
Asian*	107	6.2%	48	6.7%	34	3.6%
American Indian/ Alaska Native	4	0.2%	1	0.1%	4	0.4%
Black/African American	177	10.2%	168	23.5%	125	13.3%
Hispanic or Latina	88	5.1%	45	6.3%	32	3.4%
White	1,315	75.6%	393	54.9%	580	61.6%
Nonresident Alien	48	2.8%	8	1.1%	8	0.9%
Native Hawaiian/Pacific Islander	NA	NA	6	0.8%	2	0.2%
Two or more races	NA	NA	0	0.0%	0	0.0%
Unknown	NA	NA	47	6.6%	156	16.6%
Total Females	1,739	100.0%	716	100.0%	941	100.0%

Institutional Snapshot

Non-Degree-Seeking Students

Gender/Ethnicity	Fall 2009		Fall 2010		Fall 2011	
	N	%	N	%	N	%
Total Students						
Asian*	169	6.3%	60	6.3%	51	3.9%
American Indian/ Alaska Native	7	0.3%	3	0.3%	6	0.5%
Black/African American	242	9.0%	237	24.9%	166	12.8%
Hispanic or Latino	145	5.4%	84	8.8%	51	3.9%
White	2,047	75.9%	476	50.1%	761	58.7%
Nonresident Alien	86	3.2%	12	1.3%	10	0.8%
Native Hawaiian/ Pacific Islander	NA	NA	7	0.7%	3	0.2%
Two or more races	NA	NA	0	0.0%	1	0.1%
Unknown	NA	NA	72	7.6%	248	19.1%
Total Students	2,696	100.0%	951	100.0%	1,297	100.0%

Source: Parkland College, Office of Institutional Accountability and Research. IPEDS.

* For fall 2010 the category 'Asian' includes Asian and Pacific Islander.

Institutional Snapshot

Total Undergraduate Students (Degree-Seeking and Non-Degree-Seeking)

Gender/Ethnicity	Fall 2009		Fall 2010		Fall 2011	
	N	%	N	%	N	%
Males						
Asian*	175	4.0%	151	3.2%	120	2.8%
American Indian/Alaska Native	19	0.4%	26	0.6%	20	0.5%
Black/African American	561	12.8%	651	14.0%	623	14.5%
Hispanic or Latino	199	4.5%	239	5.1%	205	4.8%
White	3,255	74.4%	2,711	58.2%	2,347	54.5%
Nonresident Alien	167	3.8%	93	2.0%	51	1.2%
Native Hawaiian/Pacific Islander	NA	NA	5	0.1%	6	0.1%
Two or more races	NA	NA	0	0.0%	6	0.1%
Unknown	NA	NA	786	16.9%	931	21.6%
Total Males	4,376	100.0%	4,662	100.0%	4,309	100.0%
Females						
Asian*	224	4.3%	197	3.9%	165	3.3%
American Indian/Alaska Native	19	0.4%	18	0.4%	25	0.5%
Black/African American	732	13.9%	858	17.0%	796	15.7%
Hispanic or Latina	228	4.3%	228	4.5%	190	3.8%
White	3,882	73.8%	3,074	60.8%	3,012	59.5%
Nonresident Alien	172	3.3%	105	2.1%	49	1.0%
Native Hawaiian/Pacific Islander	NA	NA	9	0.2%	5	0.1%
Two or more races	NA	NA	0	0.0%	2	0.0%
Unknown	NA	NA	564	11.2%	815	16.1%
Total Females	5,257	100.0%	5,053	100.0%	5,059	100.0%

Institutional Snapshot

Total Undergraduate Students (Degree-Seeking and Non-Degree-Seeking)

Gender/Ethnicity	Fall 2009		Fall 2010		Fall 2011	
	N	%	N	%	N	%
Total Students						
Asian*	399	4.1%	348	3.6%	285	3.0%
American Indian/Alaska Native	38	0.4%	44	0.5%	45	0.5%
Black/African American	1,293	13.4%	1,509	15.5%	1,419	15.1%
Hispanic or Latino	427	4.4%	467	4.8%	395	4.2%
White	7,137	74.1%	5,785	59.5%	5,359	57.2%
Nonresident Alien	339	3.5%	198	2.0%	100	1.1%
Native Hawaiian/Pacific Islander	NA	NA	14	0.1%	11	0.1%
Two or more races	NA	NA	0	0.0%	8	0.1%
Unknown	NA	NA	1,350	13.9%	1,746	18.6%
Total Students	9,633	100.0%	9,715	100.0%	9,368	100.0%

Source: Parkland College, Office of Institutional Accountability and Research. IPEDS.

* For fall 2010 the category 'Asian' includes Asian and Pacific Islander.

C. Graduate/Professional Students by Degree-Seeking and Non-Degree-Seeking Status

Parkland College does not award graduate or professional degrees.

Institutional Snapshot

D. Age Range of Undergraduate Students

<i>Age Range of Undergraduate Students</i>						
Age Category	Fall 2009		Fall 2010		Fall 2011	
	N	%	N	%	N	%
Full-Time						
24 and younger	3,911	81.0%	2,800	80.1%	2,722	79.3%
25 and older	920	19.0%	697	19.9%	710	20.7%
Total Full-Time	4,831	100.0%	3,497	100.0%	3,432	100.0%
Part-Time:						
24 and younger	2,175	45.3%	3,479	56.0%	3,545	59.7%
25 and older	2,627	54.7%	2,739	44.0%	2,391	40.3%
Total Part-Time	4,802	100.0%	6,218	100.0%	5,936	100.0%
Total Students						
24 and younger	6,086	63.2%	6,279	64.6%	6,267	66.9%
25 and older	3,547	36.8%	3,436	35.4%	3,101	33.1%
Total FT and PT	9,633	100.0%	9,715	100.0%	9,368	100.0%

E. Numbers of Students by Residency Status of Credit-Seeking Students who Came to a Campus or Site for Instruction

Student Residency	Fall 2009		Fall 2010		Fall 2011	
	N	%	N	%	N	%
In-District	7,431	77.1%	7,063	72.7%	6,807	72.7%
Out-of-District	1,750	18.2%	2,259	23.3%	2,185	23.3%
Out-of-State	139	1.4%	121	1.2%	100	1.1%
Foreign Country	313	3.2%	272	2.8%	276	2.9%
Total	9,633	100.0%	9,715	100.0%	9,368	100.0%

Source: Parkland College, Office of Institutional Accountability and Research. E1 Dataset: 10th-day census.

Institutional Snapshot

2. Student Recruitment and Admissions

A. Number of Applications, Acceptances, and Matriculations for Entering Students (Freshman Only)

Freshman Applications	Applied	Registered	Application Yield
Fall 2009	7,352	3,879	52.8%
Fall 2010	7,416	3,049	41.1%
Fall 2011	6,780	3,331	49.1%
FY 09–11 Fall Total	21,548	10,259	47.6%

Source: Parkland College, Office of Admissions and Records

B. Standardized Testing as a Condition for Admission

Parkland College does not require standardized test scores as a condition of admission as it is an open-enrollment institution. However, students are given the COMPASS assessment test in reading, writing, and mathematics to help gauge placement in courses. Exemption from testing is possible if students provide ACT or SAT scores or have taken specific courses in high school that satisfy certain requirements.

Compass Test/ Sub-test	Score Range	FY 2010		FY 2011		FY 2012	
		Total Students	Average Score	Total Students	Average Score	Total Students	Average Score
Reading	1–99	3,652	79.5	4,039	78.7	3,957	79.3
English	1–99	3,050	63.0	3,362	61.9	3,225	61.7
Pre-Algebra	1–99	2,323	38.2	2,402	37.9	2,229	37.6
Algebra	1–99	4,891	34.9	4,863	34.3	4,640	34.7
College Algebra	1–99	694	58.0	637	59.2	643	59.1
Geometry	1–99	31	61.7	28	50.3	58	56.1
Trigonometry	1–99	478	48.6	469	48.6	464	47.6

Source: Parkland College, Assessment Center

Note: 1) Includes all re-tests

2) Math scores (i.e., prealgebra, algebra, college algebra, trigonometry) are not independent scores.

3) Data does not include any paper-pencil placement test scores.

Institutional Snapshot

3. Financial Assistance for Students

A. Percentage of Undergraduates Applying for any Financial Assistance

	FY 2009		FY 2010		FY 2011	
Number/Percent of students applying for any financial aid	9,420	56.1%	10,174	56.8%	10,435	58.5%

Note: Percentage calculated from total enrollment. Counts reflect the number of FAFSAs received.

Source: Parkland College, Office of Institutional Accountability and Research. AI Dataset and Office of Financial Aid.

B. Percent of Undergraduates Receiving any Financial Aid, by Category

Percent of Undergraduates Receiving any Financial Aid, by Category

Students Receiving Financial Assistance	Total Students	% of students receiving financial aid
Fall 2009		
Total Enrolled	9,633	
Students Receiving any Financial Aid, FY 10	3,680	38.2%
Loans	2,485	25.8%
Work-Study	81	0.8%
Scholarships/Grants	2,680	27.8%
Academic Based Merit Based Scholarships	283	2.9%
Fall 2010		
Total Enrolled	9,715	
Students Receiving any Financial Aid, FY 11	4,093	42.1%
Loans	2,680	27.6%
Work-Study	45	0.5%
Scholarships/Grants	3,246	33.4%
Academic Based Merit Based Scholarships	255	2.6%

Institutional Snapshot

Percent of Undergraduates Receiving any Financial Aid, by Category

Students Receiving Financial Assistance	Total Students	% of students receiving financial aid
Fall 2011		
Total Enrolled	9,368	
Students Receiving Any Financial Aid FY 12	4,094	43.7%
Loans	2,297	24.5%
Work-Study	131	1.4%
Scholarships/Grants	3,446	36.8%
Academic-Based Merit Based Scholarships	278	3.0%

Source: Parkland College, Office of Institutional Accountability and Research. E1 Dataset and Financial Aid Extract.

Note: Includes students receiving financial assistance any term during the specified fiscal year.

Note: Does not include Direct PLUS loans to parents.

Note: Students may have received more than one form of financial aid. Therefore, the sum of the types of financial aid will not sum to the total of students receiving aid. Students will be double-counted as a result.

C. Institutional Tuition Discount Rate (TDR):

Information is unavailable. Parkland College does not use a tuition-discounting system.

Institutional Snapshot

4. Student Retention and Program Productivity

A. Percentage of First-Time, Full-Time Entering Undergraduates Returning for Study

Percentage of First-Time, Full-Time Entering Undergraduates Returning for Study

First-time, Full-Time Degree-Seeking Fall-to-Fall Retention	Fall 2009 to Fall 2010			Fall 2010 to Fall 2011		
	Total Entering	Returned/ Graduated	Retention Rate	Total Entering	Returned/ Graduated	Retention Rate
Asian*	27	17	63.0%	26	17	65.4%
American Indian/ Alaska Native	3	1	33.3%	5	5	100.0%
Black/African American	112	45	40.2%	168	46	27.4%
Hispanic or Latino	28	16	57.1%	46	30	65.2%
White	702	456	65.0%	515	338	65.6%
Nonresident Alien	25	13	52.0%	12	8	66.7%
Native Hawaiian or Other Pacific Islander	NA	NA	NA	0	0	0.0%
Two or More Races	NA	NA	NA	0	0	0.0%
Unknown	NA	NA	NA	176	114	64.8%
Total	897	548	61.1%	948	558	58.9%

Source: Parkland College, Office of Institutional Accountability and Research. Et dataset 10th day and Student Extracts

* For Fall 2009 the category 'Asian' includes Asian and Pacific Islander.

Institutional Snapshot

B. Number of Students who Earned Graduate or Professional Degrees

Parkland College does not award graduate or professional degrees.

C. Number of Graduates by College/Program within Classification of Instruction Program (CIP) Codes

Instructional Program	FY 2009		FY 2010		FY 2011	
	N	%	N	%	N	%
Agriculture/Natural Resources	36	3.0%	15	1.5%	13	0.9%
Architecture/Engineering/Engineering Technology	34	2.9%	19	1.9%	27	1.9%
Biological and Physical Science	0	0.0%	0	0.0%	0	0.0%
Business	84	7.1%	102	10.4%	86	6.2%
Communications/Communication Technology/Fine Arts	30	2.5%	25	2.6%	20	1.4%
Education/Library Science	5	0.4%	2	0.2%	3	0.2%
Health	331	28.0%	289	29.6%	578	41.6%
Humanities/Interdisciplinary	491	41.5%	416	42.6%	439	31.6%
Law	0	0.0%	0	0.0%	0	0.0%
Mathematics/Computer Science	41	3.5%	36	3.7%	39	2.8%
Military Technology/Protective Services	21	1.8%	17	1.7%	19	1.4%
Personal Services/Consumer Services/Fitness	15	1.3%	11	1.1%	8	0.6%
Psychology/Social Sciences and Services	1	0.1%	0	0.0%	0	0.0%
Trades/Production/Transportation Health	95	8.0%	45	4.6%	158	11.4%
Total	1,184	100.0%	977	100.0%	1,390	100.0%

Source: Parkland College, Office of Institutional Accountability and Research, IPEDS.

Note: Transfer degrees other than the Associate in Engineering Science (A.E.S.) are categorized as Humanities/Interdisciplinary, regardless of the student's major area of study. This includes the following degrees: Associate in Arts (A.A.), Associate in Fine Arts (A.F.A.), and Associate in Science (A.S.).

Institutional Snapshot

D. Pass Rates for Undergraduate Students Sitting for Licensure Examinations

Discipline/Area	2009	2010	2011
	% Passed	% Passed	% Passed
Nursing	91.5%	94.0%	97.4%
Dental Hygiene	96.8%	100.0%	96.9%
Radiological Technology	91.7%	93.8%	100.0%
Emergency Medical Technology	83.3%	100.0%	NA

Source: Parkland College, Office of Institutional Accountability and Research.

5. Faculty Demography

A. Headcount of Full-Time and Part-Time Faculty According to Highest Degree Earned

Highest Degree Earned	Fall 2009				Fall 2010				Fall 2011			
	Full-Time		Part-Time		Full-Time		Part-Time		Full-Time		Part-Time	
	N	%	N	%	N	%	N	%	N	%	N	%
Doctorate	27	16.0%	38	9.1%	28	16.3%	34	8.7%	27	15.4%	35	9.2%
First Professional	1	0.6%	0	0.0%	0	0.0%	0	0.0%	0	0.0%	0	0.0%
Master's	120	71.0%	257	61.3%	120	69.8%	247	63.3%	125	71.4%	227	59.9%
Bachelor's	12	7.1%	73	17.4%	14	8.1%	65	16.7%	12	6.9%	73	19.3%
Associate's	4	2.4%	22	5.3%	4	2.3%	21	5.4%	4	2.3%	16	4.2%
Certificate	2	1.2%	15	3.6%	3	1.7%	10	2.6%	4	2.3%	10	2.6%
None	3	1.8%	14	3.3%	3	1.7%	13	3.3%	3	1.7%	18	4.7%
Total	169	100.0%	419	100.0%	172	100.0%	390	100.0%	175	100.0%	379	100.0%

Source: Parkland College, Office of Institutional Accountability and Research. C1 Dataset.

Institutional Snapshot

B. Headcount of Full-Time and Part-Time Faculty According to Race/Ethnicity and Gender:

Headcount of Full-Time and Part-Time Faculty According to Race/Ethnicity and Gender

Faculty by Race & Gender	Fall 2009				Fall 2010				Fall 2011			
	Full-Time		Part-Time		Full-Time		Part-Time		Full-Time		Part-Time	
	N	%	N	%	N	%	N	%	N	%	N	%
Males												
Asian*	1	1.3%	4	2.3%	3	3.7%	6	3.6%	3	3.7%	5	2.9%
American Indian/ Alaska Native	0	0.0%	2	1.1%	0	0.0%	1	0.6%	0	0.0%	1	0.6%
Black/African American	3	3.8%	2	1.1%	2	2.4%	9	5.4%	2	2.4%	7	4.1%
Hispanic or Latino	2	2.5%	2	1.1%	4	4.9%	5	3.0%	4	4.9%	4	2.3%
White	55	68.8%	105	59.7%	66	80.5%	113	67.7%	65	79.3%	121	70.8%
Nonresident Alien	2	2.5%	1	0.6%	2	2.4%	1	0.6%	2	2.4%	0	0.0%
Native Hawaiian/ Pacific Islander	NA	NA	NA	NA	0	0.0%	0	0.0%	0	0.0%	0	0.0%
Two or more races	NA	NA	NA	NA	5	6.1%	2	1.2%	5	6.1%	2	1.2%
Unknown	17	21.3%	60	34.1%	0	0.0%	30	18.0%	1	1.2%	31	18.1%
Total Males	80	100.0%	176	100.0%	82	100.0%	167	100.0%	82	100.0%	171	100.0%
Females												
Asian*	0	0.0%	5	2.1%	3	3.3%	8	3.6%	3	3.2%	7	3.4%
American Indian/ Alaska Native	1	1.1%	1	0.4%	0	0.0%	2	0.9%	0	0.0%	1	0.5%
Black/African American	3	3.4%	4	1.6%	4	4.4%	3	1.3%	4	4.3%	5	2.4%
Hispanic or Latina	1	1.1%	3	1.2%	0	0.0%	4	1.8%	0	0.0%	4	1.9%
White	61	68.5%	157	64.6%	76	84.4%	179	80.3%	79	84.9%	170	81.7%
Nonresident Alien	0	0.0%	2	0.8%	0	0.0%	0	0.0%	0	0.0%	1	0.5%
Native Hawaiian/ Pacific Islander	NA	NA	NA	NA	0	0.0%	0	0.0%	0	0.0%	0	0.0%
Two or more races	NA	NA	NA	NA	5	5.6%	1	0.4%	4	4.3%	0	0.0%

Institutional Snapshot

Headcount of Full-Time and Part-Time Faculty According to Race/Ethnicity and Gender

Faculty by Race & Gender	Fall 2009				Fall 2010				Fall 2011			
	Full-Time		Part-Time		Full-Time		Part-Time		Full-Time		Part-Time	
	N	%	N	%	N	%	N	%	N	%	N	%
Unknown	23	25.8%	71	29.2%	2	2.2%	26	11.7%	3	3.2%	20	9.6%
Total Females	89	100.0%	243	100.0%	90	100.0%	223	100.0%	93	100.0%	208	100.0%
Total Faculty												
Asian*	1	0.6%	9	2.1%	6	3.5%	14	3.6%	6	3.4%	12	3.2%
American Indian/ Alaska Native	1	0.6%	3	0.7%	0	0.0%	3	0.8%	0	0.0%	2	0.5%
Black/African American	6	3.6%	6	1.4%	6	3.5%	12	3.1%	6	3.4%	12	3.2%
Hispanic or Latino	3	1.8%	5	1.2%	4	2.3%	9	2.3%	4	2.3%	8	2.1%
White	116	68.6%	262	62.5%	142	82.6%	292	74.9%	144	82.3%	291	76.8%
Nonresident Alien	2	1.2%	3	0.7%	2	1.2%	1	0.3%	2	1.1%	1	0.3%
Native Hawaiian/ Pacific Islander	NA	NA	NA	NA	0	0.0%	0	0.0%	0	0.0%	0	0.0%
Two or more races	NA	NA	NA	NA	10	5.8%	3	0.8%	9	5.1%	2	0.5%
Unknown	40	23.7%	131	31.3%	2	1.2%	56	14.4%	4	2.3%	51	13.5%
Total Faculty	169	100.0%	419	100.0%	172	100.0%	390	100.0%	175	100.0%	379	100.0%

Institutional Snapshot

C. Headcount of Full-Time and Part-Time Faculty According to Rank

Faculty Rank	Fall 2009				Fall 2010				Fall 2011			
	Full-Time		Part-Time		Full-Time		Part-Time		Full-Time		Part-Time	
	N	%	N	%	N	%	N	%	N	%	N	%
Instructor/Lecturer	41	24.3%	0	0.0%	34	19.8%	0	0.0%	25	14.3%	0	0.0%
Assistant Professor	11	6.5%	0	0.0%	9	5.2%	0	0.0%	13	7.4%	0	0.0%
Associate Professor	83	49.1%	0	0.0%	95	55.2%	0	0.0%	101	57.7%	0	0.0%
Full Professor	33	19.5%	0	0.0%	30	17.4%	0	0.0%	33	18.9%	0	0.0%
Not Applicable	1	0.6%	419	100.0%	4	2.3%	390	100.0%	3	1.7%	379	100.0%
Total Faculty	169	100.0%	419	100.0%	172	100.0%	390	100.0%	175	100.0%	379	100.0%

Source: Parkland College, Office of Institutional Accountability and Research, IPEDS.

Note: For Fall 2010 the category 'Asian' includes Asian and Pacific Islander.

Note: PT Faculty are not assigned a formal rank.

D. Number of Full-Time and Part-Time Faculty by College/Program within Classification of Instructional Program

Number of Full-Time and Part-Time Faculty by College/Program within Classification of Instructional Program

Instructional Program	Fall 2009		Fall 2010		Fall 2011	
	N	%	N	%	N	%
Agriculture/Natural Resources	15	2.6%	16	2.8%	15	2.7%
Architecture/Engineering/Engineering Technology	15	2.6%	11	2.0%	12	2.2%
Biological and Physical Science	60	10.2%	58	10.3%	62	11.2%
Business	32	5.4%	49	8.7%	51	9.2%
Communications/Communication Technology/Fine Arts	51	8.7%	49	8.7%	45	8.1%
Education/Library Science	10	1.7%	10	1.8%	10	1.8%
Health	89	15.1%	79	14.1%	78	14.1%
Humanities/Interdisciplinary	115	19.6%	90	16.0%	80	14.4%

Institutional Snapshot

Number of Full-Time and Part-Time Faculty by College/Program within Classification of Instructional Program

Instructional Program	Fall 2009		Fall 2010		Fall 2011	
	N	%	N	%	N	%
Law	0	0.0%	0	0.0%	0	0.0%
Mathematics/Computer Science	42	7.1%	24	4.3%	24	4.3%
Military Technology/Protective Services	9	1.5%	7	1.2%	7	1.3%
Personal Services/Consumer Services/Fitness	16	2.7%	9	1.6%	10	1.8%
Psychology/Social Sciences and Services	38	6.5%	48	8.5%	50	9.0%
Trades/Production/Transportation Health	27	4.6%	32	5.7%	34	6.1%
Other (PCS = 11, 12, 16)	0	0.0%	1	0.2%	0	0.0%
Remedial/Adult Education/ESL	69	11.7%	79	14.1%	76	13.7%
Total:	588	100.0%	562	100.0%	554	100.0%

Source: Parkland College, Office of Institutional Accountability and Research. CI Dataset.

6. Availability of Instructional Resources and Information Technology

A. Technology Resources Dedicated to Supporting Student Learning

- Parkland has 2,714 computers on campus and off-site locations.
- Of this number, 1,792 are located in labs for students (PC and Macintosh).
- There are 129 computers for general student and community use at no charge.
- Department of Campus Technologies is comprised of three areas:
 - Technical Support Services (Full-Time = 7; Part-Time = 14)
 - Network Support Services (Full-time= 6; Part-Time = 0)
 - Programming Support Services (Full-Time = 9; Part-Time = 0)
- Wireless access is available throughout the entire campus, including the out-buildings. Expansion of the Wi-Fi (2011) tripled the number of access points. In addition, the bandwidth was increased to quadruple the speed.
- Campus Technology Help-Desk is available for Monday–Friday, 8–5 pm.
- Student Technical Assistance and Resources: Resource for students needing technical support with Parkland’s systems. This service is available Monday–Friday, 8–5 pm.

Institutional Snapshot

B. Basic Library Statistics:

Description	FY 2009	FY 2010	FY 2011
Collection Materials			
Volumes Held	114,455	107,383	103,490
Total Serial Titles	409	450	400
Microform Units	NA	6,700	6,734
AV Materials: Audio	1,842	1,942	2,000
AV Materials: Film/Video	8,505	9,132	9,901
Personnel			
Professional Staff, FTE	6	6	7
Support Staff, FTE	6	6	6
Student Assistants, FTE	3	3	3
Instruction			
Total Library Presentations to Groups	247	262	258
Presentation Participants	3,691	3,945	3,938
Reference and Circulation			
Total Reference Transactions	13,111	14,138	13,152
Total Circulations (initial/renewals)	62,280	66,460	72,931
Interlibrary Loans—Provided to other libraries	5,495	6,065	6,746
Interlibrary Loans—Received from other libraries	1,781	2,839	2,449
Networked Electronic Resources and Services			
Virtual Visits to Library Website	NA	44,807	40,670
Total Logins to Databases and Services	71,435	80,908	110,562
Total Searches in Databases and Services	215,621	248,727	300,441
Total Full-Text Article Requests	NA	195,565	153,232

Institutional Snapshot

7. Financial Data

A. Actual Unrestricted Revenues:

Actual Unrestricted Revenues	FY 10	FY 11	FY 12*
Tuition and Fees	\$25,543,469	\$27,525,087	NA
State/Local Appropriations	\$25,924,227	\$26,201,476	NA
Denominational Income	NA	NA	NA
Investment and Annuity Income	\$65,437	\$64,150	NA
Contributions	NA	NA	NA
Auxiliary	NA	NA	NA
Other	\$2,735,254	\$1,724,936	NA
Total	\$54,268,387	\$55,515,649	NA

Source: Parkland College, Finance Office, Audited Annual Financial Report FY 10 and FY 11: Schedule 7.

*FY 12 Audit Report will be available October 1, 2012.

B. Actual Unrestricted Expenses:

Actual Unrestricted Expense	FY 10	FY 11	FY 12*
Instructional/Departmental/Library	\$31,452,996	\$31,317,807	NA
Student Services	\$4,368,886	\$4,164,615	NA
Operation and Maintenance of Plant	\$6,096,278	\$5,420,121	NA
Administration	\$8,684,054	\$9,111,354	NA
Fundraising	NA	NA	NA
Auxiliary	NA	NA	NA
Other	\$793,735	\$836,186	NA
Total	\$51,395,949	\$50,850,083	NA

Source: Parkland College, Finance Office, Audited Annual Financial Report FY 10 and FY 11: Schedule 7.

*FY 12 Audit Report will be available October 1, 2012.

Resource Room Materials

Materials to Be Available in Resource Room

Formal agreements for all consortia or contractual relationships

Chapter	Core Component	Document	Virtual	Physical
2	2b	2B.10 - PAE Contract.pdf	Yes	Yes
2	2b	2B.11 - Part-Time Faculty Contract.pdf	Yes	Yes
2	2b	2B.12 - Professional Support Staff Contract.pdf	Yes	Yes
2	2b	2B.15 - Public Safety Officers Contract.pdf	Yes	Yes
5	5c	5C.2 - Two Plus Two Agreements.pdf	Yes	Yes
5	5c	5C.3 - Transfer Agreements.pdf	Yes	Yes
5	5c	5C.4 - Clinical Site Agreements.pdf	Yes	Yes
App. A	FC	5C.2 - Two Plus Two Agreements.pdf	Yes	Yes
		Business Training Contracts		Yes
		Parkland Library Agreements		Yes
		EST Contractual Agreements		Yes

Budgets and expenditure reports for units, programs, and the organization as a whole, and the organizational audits, at least for the prior five years

Chapter	Core Component	Document	Virtual	Physical
2	2b	2B.2 - Master Plan Project Costs (Excel sheet 1).pdf	Yes	Yes
2	2b	2B.5 - Fund balances (Excel Sheet 2).pdf	Yes	Yes
2	2b	2B.6 - Local Property Taxes EAV History (Excel sheet 3).pdf	Yes	Yes
2	2b	2B.7 - ICCB Parkland Funding FY02 - FY12 (Excel sheet 4).pdf	Yes	Yes
2	2b	2B.8 - Parkland Tuition History FY68-FY11 (Excel sheet 5).pdf	Yes	Yes
2	2b	2B.9 - Auxiliary Fund 5 Detail IS BS FY11 Final Audited (Excel Sheet 6).pdf	Yes	Yes
2		2App.9 - Master Plan Bond Funding.pdf	Yes	Yes
5	5d	5D.1a - Foundation Giving Report 2001-2005.pdf	Yes	Yes
5	5d	5D.1b - Foundation Giving Report 2006-2010.pdf	Yes	Yes

Resource Room Materials

Budgets and expenditure reports for units, programs, and the organization as a whole, and the organizational audits, at least for the prior five years

Chapter	Core Component	Document	Virtual	Physical
5	5d	5D.1c - Foundation Giving Report 2011.pdf	Yes	Yes
App. A	FC	Financial Audits		Yes
Intro		College Comprehensive Annual Financial Report (Audit) FY11		Yes
Intro		College Comprehensive Annual Financial Report (Audit) FY10		Yes
Intro		College Comprehensive Annual Financial Report (Audit) FY09		Yes
Intro		College Comprehensive Annual Financial Report (Audit) FY08		Yes
Intro		College Comprehensive Annual Financial Report (Audit) FY07		Yes
		College Budget FY08		Yes
		College Budget FY09		Yes
		College Budget FY10		Yes
		College Budget FY11		Yes
		College Budget FY12		Yes
		Major Gift Campaign (feasibility studies)		Yes

Board rosters, charters, and bylaws, including those of separately incorporated entities (e.g. research, development, foundation, alumni associations, or athletic corporations)

Chapter	Core Component	Document	Virtual	Physical
1	1d	1D.17 - Board Biographies.pdf	BOARD	Yes
1	1d	1D.20 - Administrators Serving On Local Boards.pdf	BOARD	Yes
		Board of Trustees By-laws (Policy and Procedures Manual)	BOARD	Yes
		Foundation Board Roster/By-laws	BOARD	Yes
		Board Books (September 2011–July 2012)	BOARD	Yes

Bylaws of faculty and staff assemblies or other representative bodies

Chapter	Core Component	Document	Virtual	Physical
1	1d	1D.22 - PCA Constitution.pdf	Yes	Yes

Resource Room Materials

Governance documents: charter, bylaws, policies, membership, minutes, reports

Chapter	Core Component	Document	Virtual	Physical
1	1a	1A.1 - Performance Indicators 2011.pdf	Yes	Yes
1	1c	1C.1 - Core Values Poster.pdf	Yes	Yes
1	1d	1D.3 - College organizational chart.pdf	Yes	Yes
1	1e	1E.1b - Approved Civility Statement.pdf	Yes	Yes
5	5a	5A.7 - Parkland College Strategic Plan 2010-2015.pdf	Yes	Yes
App. A	FC	FC.1 - ICCB Administrative Rules.pdf	Yes	Yes
App. A	FC	Policies & Procedures Manual		Yes
Intro		Intro.4 - 2012-2017 Strategic Plan.pdf	Yes	Yes
Intro		Policies & Procedures Manual		Yes
		College organizational charts (2002-2012)		Yes
		Student Government Bylaws		Yes

Faculty, student, and staff handbooks

Chapter	Core Component	Document	Virtual	Physical
4	4a	4A.1 - Student Policies and Procedures.pdf	Yes	Yes
		Faculty Handbook (see Policies and Procedures Manual)		Yes
		Staff Handbook (see Policies and Procedures Manual)		Yes
		Part-time faculty guide		Yes

Maintenance plans

Chapter	Core Component	Document	Virtual	Physical
		Protection, Health, Safety Master Plan		Yes

Resource Room Materials

Minutes of major organizational committees, including self-study committee

Chapter	Core Component	Document	Virtual	Physical
		Minutes - Board of Trustees		Yes
		Minutes - E-Team		Yes
		Minutes - College Council		Yes
		Minutes - Department Chair Council		Yes
		Minutes - Enrollment Management Team		Yes
		Minutes - Crisis Management Team		Yes
		Minutes - Self Study Steering Committee		Yes
		Minutes - PCA Senate		Yes
		Minutes - Academic Assessment Committee/Gen Ed Subcommittee		Yes
		Minutes - College Planning Committee		Yes
		Minutes - Curriculum Committee		Yes
		Minutes - Support Assessment Committee		Yes
		Minutes - Diversity Committee		Yes
		Minutes - Professional Development Committees		Yes
		Minutes - Student Affairs Committee		Yes
		Minutes - Sabbatical Leave Committee		Yes
		Minutes - Policy and Procedures Committee		Yes
		Minutes - Sustainable Campus Committee		Yes

Resource Room Materials

Catalogs, bulletins, viewbooks, and other promotional literature

Chapter	Core Component	Document	Virtual	Physical
2		2App.4 - P-20 Transition Guide - middle.pdf	Yes	Yes
4	4a	4A.7 - Staff Professional Development Series Flyer.pdf	Yes	Yes
4	4a	4A.9 - Year In Review 10-11.pdf	Yes	Yes
4	4a	4A.9b - Year In Review 08-09.pdf	Yes	Yes
4	4a	Prospectus Issues		Yes
4	4a	IMAGES magazine		Yes
4		48.18 - Dual Credit Conference Program Fall 2011	Yes	Yes
5	5a	5A.1 - College for Kids brochure 2012.pdf	Yes	Yes
5	5b	5B.2a - Service Learning e-news Feb 2010.pdf	Yes	Yes
5	5b	5B.2b - Service Learning e-news Dec 2009.pdf	Yes	Yes
5	5c	5C.1 - Adult Re-entry Center Brochure.pdf	Yes	Yes
5		4A.18 - Dual Credit Conference Program Fall 2011.pdf	Yes	Yes
App. A	FC	College Marketing materials - Recent Efforts/Campaigns		Yes
Intro		College Timetable		Yes
Intro		Parkland Planner (with mission)		
Intro		Parkland College Catalog		

Physical facilities master plan

Chapter	Core Component	Document	Virtual	Physical
2		Campus Master Plan		Yes

Resource Room Materials

Academic admission, good standing, and completion policies

Chapter	Core Component	Document	Virtual	Physical
		Academic Admission Policy		Yes
		Health Career Program Admission		Yes
		Academic Good Standing (see Catalog, pages 49-52)		Yes
		Academic Completion Policies (see Financial Aid policies, page 31 Catalog)		Yes
		CAP Policy - November 2011		Yes

Policies for allocation and use of computer resources

Chapter	Core Component	Document	Virtual	Physical
Intro		Intro.2 - Technology Master Plan.pdf	Yes	Yes
		Computer Usage Policies (Policy 3.39, 3.40, 3.41, 8.30, 8.33)		Yes

Policies and procedures related to curriculum adoption, review, and evaluation

Chapter	Core Component	Document	Virtual	Physical
1	1a	1A.13 - General Education Objectives.pdf	Yes	Yes
3	3a	3A.1a - Sample CIF proposal.pdf	Yes	Yes
3	3a	3A.1b - Sample CIF proposal.pdf	Yes	Yes
3	3a	3A.7 - Curriculum Committee Procedures manual.pdf	Yes	Yes
4		3A.7 - Curriculum Committee Procedures manual.pdf	Yes	Yes
App. A	FC	FC.2 - Credit Hour Worksheets.pdf	Yes	Yes
App. A	FC	FC.9 - ICCB Credit Hr. Definition Admin Rule 1501-309b.pdf	Yes	Yes
App. A	FC	FC.10 - Course Information Forms (6 or more credits)		Yes

Resource Room Materials

Policies related to the employment, orientation, supervision, and evaluation of full-time faculty, part-time faculty, and teaching assistants

Chapter	Core Component	Document	Virtual	Physical
1	1b	1B.1 - BOT Diversity Resolution 1997.pdf	Yes	Yes
1	1b	1B.1b - BOT Diversity Resolution 2002.pdf	Yes	Yes
2	2c	2C.5 - Faculty Evaluation Manual.pdf	Yes	Yes
3	3b	3B.1 - Kris Young's Hiring Memo.pdf	Yes	Yes
3	3b	3B.2 - Class Climate Instruction Sheet.pdf	Yes	Yes
3	3b	3B.8 - Faculty Academy Packet.pdf	Yes	Yes
3	3b	3B.9 - Class Climate - Blank Evaluation Form.pdf	Yes	Yes
3		2C.5 - Faculty Evaluation Manual.pdf	Yes	Yes
5		2C.5 - Faculty Evaluation Manual.pdf	Yes	Yes
		Faculty Orientation Course Binder		Yes

Policies on learning resources, including libraries, and formal agreements for the shared use of learning resources

Chapter	Core Component	Document	Virtual	Physical
4	4d	4D.2 - Copyright Policy.pdf	Yes	Yes
4	4d	4D.3 - Copyright Memo to Faculty 2011.pdf	Yes	Yes
		Parkland Library Information and Policies		Yes

Resource Room Materials

Student service policies (residence, governance, health, financial aid, student records), and the refund policy

Chapter	Core Component	Document	Virtual	Physical
3	3d	3D.2 - ODS_Handbook.pdf	Yes	Yes
4		1D.5 - FERPA Email to Faculty.pdf	Yes	Yes
App. A	FC	FC.4 - Student Complaint Log		Yes
App. A	FC	FC.8 - Financial Aid Policies and Procedures.pdf	Yes	Yes
App. A	FC	ADA Compliance		Yes
App. A	FC	Student refund policy		Yes
App. A	FC	Student Policy & Procedures Manual		Yes
		Consumer Information/Students' Right to Know (email to all students)		Yes
		Providing an Inclusive Learning Environment - ADA (email to all college)		Yes

Policies on interaction with other academic organizations and programs

Chapter	Core Component	Document	Virtual	Physical
3	3c	3C.10 - MOU with EIU for Writing Lab.pdf	Yes	Yes
App. A	FC	FC.7 - Transfer Credit Guidelines.pdf	Yes	Yes
		Articulation Handbook		Yes
		Dual Credit Agreements		Yes
		Cooperative Agreements		Yes
		Parkland Pathway to Illinois Agreements		Yes
		Consortium Agreement with EIU		Yes
		Articulation Agreement with EIU 10.11.07		Yes
		MOU with EIU 7.15.09		Yes

Resource Room Materials

Reports referenced in the self-study report or used by working committees

Chapter	Core Component	Document	Virtual	Physical
1	1a	1A.5 - 2005 Faculty Staff Climate Survey.pdf	Yes	Yes
1	1a	1A.6 - 2010 FacultyStaff Climate Survey.pdf	Yes	Yes
1	1a	1A.7 - 2012 Faculty Staff Climate Survey.pdf	Yes	Yes
1	1e	1E.3 - Public Safety Report to PCA.pdf	Yes	Yes
1	1e	FOIA Requests		Yes
1	1e	Turnitin Faculty feedback		Yes
2	2a	Town Hall Meeting Booklet		Yes
2	2a	2A.1 - Parkland College Strategic Plan 2010-2015.pdf	Yes	Yes
2	2a	2A.10 - Staffing Plan 2012.pdf	Yes	Yes
2	2b	2B.13 - Human Resources Tables FY09 - 12.xls	Yes	Yes
2	2b	2B.14h - Pie Charts.pdf	Yes	Yes
2	2c	2C.3 - Student Development Learning Objectives.pdf	Yes	Yes
2	2c	2C.6 - 2006-1008 Cohort Report.pdf	Yes	Yes
2	2c	2C.7 - Student Success and Completion Plan.pdf	Yes	Yes
2	2c	2C.8 - Student Success and Completion Plan Appendix.pdf	Yes	Yes
2	2c	2C.9 - Student Progress in Career Programs.pdf	Yes	Yes
2	2d	2D.2 - Momentum Points and Milestones.pdf	Yes	Yes
2	2d	2D.3a - Grant Summary FY07.pdf	Yes	Yes
2	2d	2D.3b - Grant Summary FY08.pdf	Yes	Yes
2	2d	2D.3c - Grant Summary FY09.pdf	Yes	Yes
2	2d	2D.3d - Grant Summary FY10.pdf	Yes	Yes
2	2d	2D.3e - Grant Summary FY11.pdf	Yes	Yes
2	2d	2D.6 - Retention Plan 2003-05.pdf	Yes	Yes
2	2d	2D.7 - Retention Subcommittee Report 4-27-2005.pdf	Yes	Yes
2	2d	2D.8 - Climate Action Plan.pdf	Yes	Yes
2		1A.1 - Performance Indicators 2011.pdf	Yes	Yes

Resource Room Materials

Reports referenced in the self-study report or used by working committees

Chapter	Core Component	Document	Virtual	Physical
2		2App.5 - Financial Aid Lack of Satisfactory Progress.pdf	Yes	Yes
2		2App.6 - History of Evaluation of Op Planning.pdf	Yes	Yes
2		2App.10 - Voluntary Framework of Accountability.pdf	Yes	Yes
2		2App.11 - Student Learning Outcomes.pdf	Yes	Yes
2		2App.12 - DEC History and Function.pdf	Yes	Yes
2		2App.14 - History of P-20.pdf	Yes	Yes
2		2App.15 - History of Retention Planning.pdf	Yes	Yes
2		Intro.3 - 2012 Environmental Scanning.pdf	Yes	Yes
3	3a	3A.2 - Academic Assessment Aggregate Data.pdf	Yes	Yes
3	3a	3A.9a - Parkland College Program Review FY 07.pdf	Yes	Yes
3	3a	3A.9b - Parkland College Program Review FY 08.pdf	Yes	Yes
3	3a	3A.9c - Parkland College Program Review FY 09.pdf	Yes	Yes
3	3a	3A.9d - Parkland College Program Review FY 10.pdf	Yes	Yes
3	3a	3A.9e - Parkland College Program Review FY 11.pdf	Yes	Yes
3	3a	3A.13 - ICCB Course Master Jan 2012.xls	Yes	Yes
3	3a	3A.14 - ICCB Curriculum Master Jan 2012.xls	Yes	Yes
3	3c	3C.1 - CAS 2006 Proposal.pdf	Yes	Yes
3	3c	3C.1a - CAS.2007Report.pdf	Yes	Yes
3	3c	3C.1b - CAS.2008 Report.pdf	Yes	Yes
3	3c	3C.1c - CAS.2009.pdf	Yes	Yes
3	3c	3C.1d - CAS.2010.pdf	Yes	Yes
3	3d	3D.1a - Library Assessment Plan 2011.pdf	Yes	Yes
3	3d	3D.1b - Library Assessment Plan 2010.pdf	Yes	Yes
3	3d	3D.3 - Room Report.pdf	Yes	Yes
3	3d	3D.4 - LabUsage_2012.pdf	Yes	Yes
4	4a	4A.3 - Dual Credit Fall 11 Enrollment by Department.pdf	Yes	Yes

Resource Room Materials

Reports referenced in the self-study report or used by working committees

Chapter	Core Component	Document	Virtual	Physical
4	4a	4A.14 - Leadership Conference alumni.pdf	Yes	Yes
4	4a	4A.19 - Sabbatical Leave History.pdf	Yes	Yes
4	4b	4B.3 - General Education Matrix.pdf	Yes	Yes
4	4b	Writing Across the Curriculum Findings		Yes
4	4b	Departmental Matrices - Gen. Ed. Objectives		Yes
4		4C.13 - Student Occupational Follow-Up 2009-2010	Yes	Yes
4		4C.13b - Occupational Graduate Survey Board Report Oct 2011	Yes	Yes
5	5a	5A.5 - 2011 Environmental Scanning document.pdf	Yes	Yes
5	5b	5B.4 - Parkland ETIP 2010 Summary of Reimbursements.xlsx	Yes	Yes
5	5b	5B.5a - Grant Report FY10.pdf	Yes	Yes
5	5b	5B.5b - Grant Report FY09.pdf	Yes	Yes
5	5b	5B.5c - Grant Report FY08.pdf	Yes	Yes
5	5b	5B.6 - ETIP Grant Multi-company Survey.pdf	Yes	Yes
5	5b	5B.7 - Service Learning and Volunteerism.pdf	Yes	Yes
5	5c	5C.5 - Pathway Success Rates.pdf	Yes	Yes
5	5c	5C.6 - EIU at Parkland Facts.pdf	Yes	Yes
5		4C.13 - Student Occupational Follow-Up 2009-2010.pdf	Yes	Yes
5		4C.13b - Occupational Graduate Survey Board Report Oct 2011.pdf	Yes	Yes
App. A	FC	2B.8 - Parkland Tuition History FY68-FY11 original (Excel Sheet 5).pdf	Yes	Yes
App. A	FC	FC.5 - Proctored Testing Update to College Planning.pdf	Yes	Yes
App. A	FC	FC.6 - Public Safety Report to PCA.pdf	Yes	Yes
App. A	FC	Student Loan Default Information		Yes
App. A	FC	Proctored Exam Log		Yes
App. A	FC	Campus Crime Statistics		Yes
App. A	FC	Equity in Athletics Disclosure Act Reports		Yes

Resource Room Materials

Reports referenced in the self-study report or used by working committees

Chapter	Core Component	Document	Virtual	Physical
App. A	FC	IPEDS Reports		Yes
Intro		Intro.1 - 2012 Self-Study Planning Guide.pdf	Yes	Yes
Intro		Intro.3 - 2012 Environmental Scanning.pdf		Yes
		Copies of the 2012 Self-Study Document		Yes
		Environmental Scanning Data (FY08-FY12)		Yes
		Foundation Annual Report (2008-2011)		Yes
		Transfer Program Graduate Follow-up Study		Yes
		CCSSE Benchmark Summary Report - 2007		Yes
		CCSSE Benchmark Summary Report - 2010		Yes
		CCSSE Parkland College Key Findings Report - 2010		Yes

A complete roster of all faculty members (full- and part-time) and their teaching assignments during the current academic term

Chapter	Core Component	Document	Virtual	Physical
3	3b	3B.6 - FT Faculty Degrees Courses Taught.pdf		
3	3b	3B.7 - FT Faculty Degrees HR Version.pdf		
		Roster of FT/PT Faculty Teaching Assignments for FA2012		

Documents concerning Title III compliance and recertification

Chapter	Core Component	Document	Virtual	Physical
		Title III Eligibility Letter 2012		Yes
		2012 Title III Application/Supporting Documents		Yes
		2002 Title III Application		Yes
		2008 Title III Final Report		Yes
		2008 Title III External Evaluation Year IV		Yes

Resource Room Materials

Third-party comment notices

Chapter	Core Component	Document	Virtual	Physical
		Third-Party Comments		Yes

Reports from other agencies or accrediting bodies

Chapter	Core Component	Document	Virtual	Physical
2	2c	2C.1 - Voluntary Framework of Accountability.xlsx	Yes	Yes
2	2c	2C.1a - Voluntary Framework of Accountability.pdf	Yes	Yes
2	2c	2C.1b - Voluntary Framework of Accountability - Cohorts.pdf	Yes	Yes
2	2c	2C.1c - Voluntary Framework of Accountability - Dev Math.pdf	Yes	Yes
2	2c	2C.1d - Voluntary Framework of Accountability - Dev Eng.pdf	Yes	Yes
2	2c	2C.1e - Voluntary Framework of Accountability - Dev Any.pdf	Yes	Yes
2	2c	2C.1f - Voluntary Framework of Accountability - Prog.pdf	Yes	Yes
2	2c	2C.1g - Voluntary Framework of Accountability - DS Prog.pdf	Yes	Yes
2	2c	2C.1h - Voluntary Framework of Accountability - Yr6 Progress.pdf	Yes	Yes
2	2c	2C.1i - Voluntary Framework of Accountability - DS Yr6 Outcomes.pdf	Yes	Yes
2	2c	2C.1j - Voluntary Framework of Accountability - Workforce Enrollment.pdf	Yes	Yes
2	2c	2C.1k - Voluntary Framework of Accountability - Career Tech Ed.pdf	Yes	Yes
2	2c	2C.1l - Voluntary Framework of Accountability - Noncredit.pdf	Yes	Yes
2	2c	2C.1m - Voluntary Framework of Accountability - ABE.pdf	Yes	Yes
2	2c	2C.1n - Voluntary Framework of Accountability - CIP list.pdf	Yes	Yes
2	2d	2D.1 - ACT High School-to-College Success Report		Yes
4	4a	4A.2a - DAISi ABE Report FY10.pdf	Yes	Yes
4	4a	4A.2b - DAISi ABE Report FY11.pdf	Yes	Yes
4	4c	4C.2 - List of External Accreditations.pdf	Yes	Yes
4	4c	4C.5 - Transfer Rates.pdf	Yes	Yes
5	5a	5A.9 - CCSSE Table.pdf	Yes	Yes

Resource Room Materials

Reports from other agencies or accrediting bodies

Chapter	Core Component	Document	Virtual	Physical
5	5a	Program Accreditation - Dental Hygiene		Yes
App. A	FC	Gainful Employment Report		Yes
		Program Accreditation - Nursing		Yes
		Program Accreditation - Dietetic Tech		Yes
		Program Accreditation - Dietary Manager		Yes
		Program Accreditation - Occupational Therapy		Yes
		Program Accreditation - Surgical Tech		Yes
		Program Accreditation - Radiology Tech		Yes
		Program Accreditation - Respiratory Therapy		Yes

Other

Chapter	Core Component	Document	Virtual	Physical
2	2a	2A.11 - Georgia Work Ethics Document.pdf	Yes	Yes
2	2b	2B.3a - Parkland Moody's Rating March 2009.pdf	Yes	Yes
2	2b	2B.3b - Parkland Moody's Rating February 2010.pdf	Yes	Yes
2	2b	2B.4a - Parkland SP Rating February 2009.pdf	Yes	Yes
2	2b	2B.4b - Parkland SP Rating January 2010.pdf	Yes	Yes
3	3d	3D.5 - ODS ID Card Information for Faculty.pdf	Yes	Yes
4	4c	4C.4 - Professional Certifications List.pdf	Yes	Yes
4	4d	4D.5a - Permission Form for Conducting On-campus Research Int.pdf	Yes	Yes
4	4d	4D.5b - Permission Form for Conducting On-campus Research Ext.pdf	Yes	Yes
4	4d	4D.6 - List of Registered Student Organizations.pdf	Yes	Yes
2	2a	Work Ethics Curriculum - Sample Assignments and Rubrics		Yes
4	4b	Gen Ed Objectives - Sample Assignments and Rubrics		Yes
		Staff Orientation Packet		Yes
		Staff Evaluation form		Yes

Resource Room Materials

Other

Chapter	Core Component	Document	Virtual	Physical
		NISOD Teaching Excellence Award Criteria		Yes
		ICCTA Outstanding FT Faculty Award Criteria		Yes
		ICCTA Outstanding PT Faculty Award Criteria		Yes
		Online Teaching Excellence Award Criteria		Yes
		Outstanding Staff Award - Gold Criteria		Yes
		Outstanding Staff Award - Green Criteria		Yes

Documents designated as “Virtual” can be found in our online Virtual Resource Room at:

➡ <http://pcweb.parkland.edu/studyresources/>