

Parkland at a Glance – Fall Edition

Enrollment Statistics¹

- Total students served²: **307,890**
- Credit student 2014-15 headcount³: **20,673**
- Credit student 2014-15 FTE⁴: **6,515**
- Faculty-student ratio for Fall 2015⁵: **17:1**
- Credit student Fall 2015⁵ census: **8,147**
- Credit student Fall 2015 census FTE : **5,209**

Student Characteristics⁵

- % Female: **52%** / % Male **48%**
- % Ethnicity (Minimum 1 %)
 - % Caucasian: **58%**
 - % African-American: **14%**
 - % Unknown: **12%**
 - % Hispanic/Latino: **7%**
 - % Asian: **7%**
 - % Native American: **1%**
- % Residency Status
 - % In-District: **76%**
 - % Out-of-District: **19%**
 - % International: **4%**
 - % Out-of-State: **2%**
- % Full-Time: **42%** / % Part-Time **58%**
- % of area high school graduates in 2014 attending Parkland in Fall 2014⁶: **32%**

Financial Aid⁷

Average amount of grant or scholarship aid from the federal government, state/local government, the institution, and other sources known to the Institution for 2012-2013: **\$4,275**

Percent of undergraduate students receiving Pell grants in 2012-2013: **35%**

Average amount of federal student loans in 2012-2013: **\$4,381**

¹ Percentages are rounded and may not add to 100%

² As of 10/27/2015

³ Annual enrollment based on FY2015 A1 dataset

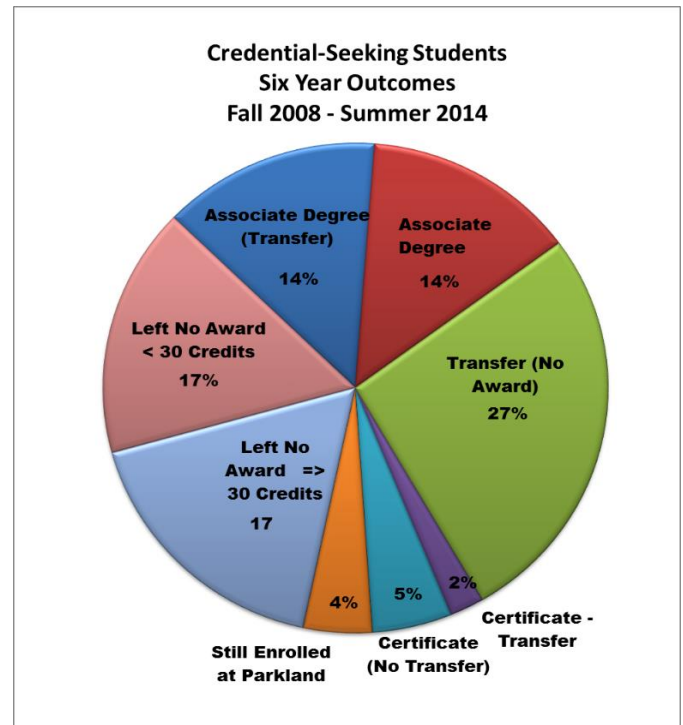
⁴ Full-Time Equivalent

⁵ Based on FY2016 E1 and C1 datasets using IPEDS definition

⁶ Source: Parkland College Admissions and Records

⁷ Based on IPEDS student financial aid 2014-2015 report

Measures of Success⁸



- Number of degrees and certificates awarded to Parkland graduates, FY2015⁹: **1,456 Total**

What Parkland Students Do After Graduation¹⁰

Placement of A.A.S. career graduates:

- Employed: **92%**
- Employed, career-related: **85%**
- Continued education: **25%**

Continuing education of transfer graduates:

- Continued education: **76%**
- Transferred to a 4-year institution: **70%**

2015 ICCB Economic Impact Study

- A Parkland graduate can expect a lifetime earnings *gain* over a 40 year career of \$799,000. This is a 61% increase over those not completing a Parkland degree program.
- 2002 Parkland graduates paid an estimated \$6.7 million in state taxes and \$265 million in Federal taxes over the next decade.

⁸ FY2015 Voluntary Framework of Accountability (VFA)

⁹ Based on A2 annual completions dataset

¹⁰ Based on graduate follow-up surveys

Student Transfers to Four- Year Institutions:

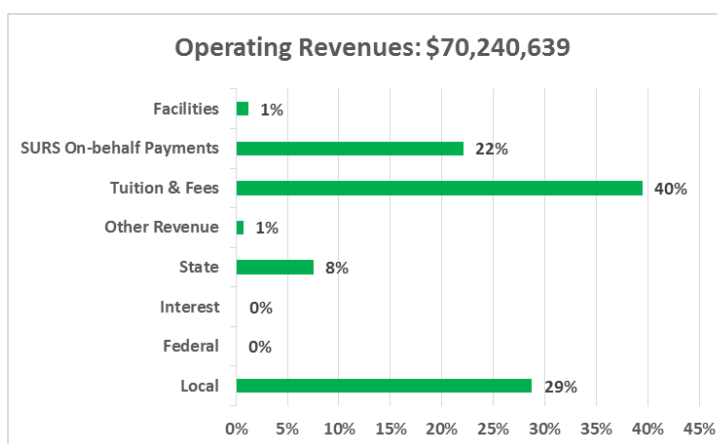
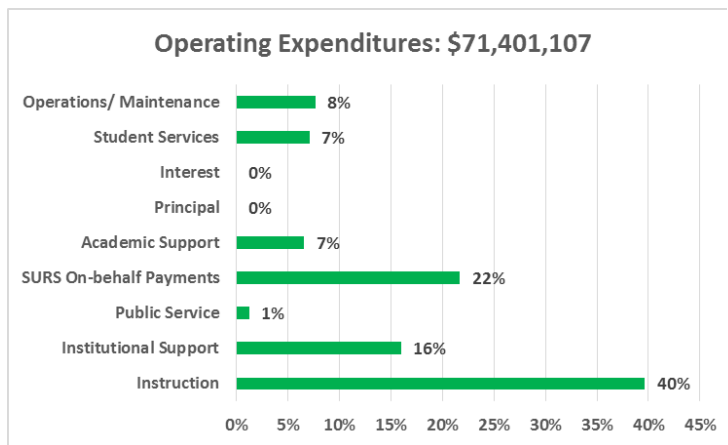
Percent of total transfers based on FY2014 National Student Clearinghouse Data¹¹

- Univ of Illinois at Urbana/Champaign : **17%**
- Other Illinois Universities: **17%**
- Eastern Illinois University: **15%**
- Illinois State University: **6%**
- Southern Illinois-Carbondale: **3%**
- University of Illinois-Springfield: **3%**
- Transfer Out of State: **39%**

Employees¹²

- Full-time faculty: 174
- Part-time faculty: 347
- Staff: 325

FY 2015 Parkland College Finances¹³



¹¹ Transfer numbers here are limited to those who have completed at least 12 credit hours at Parkland and may include some concurrent enrollment

¹² Based on FY2016 C1 dataset

¹³ Source: Parkland College FY2015 Comprehensive Annual Financial Report

2015-2016 Tuition and Fees

- Resident of District 505: **\$140.50**
- In-State, Out of District 505¹⁴: **\$336.50**
- Out of State/International¹⁵¹⁶: **\$499.50**

Parkland Foundation¹⁷

- Total Gift Income: **\$3,458,246**
- Total Donors: **729**

Percent of donors who gave to Parkland

- Alumni and Parents: **27.4%**
- Faculty/Staff: **34%**
- Other individuals: **28.6%**
- Corporations: **7.3%**
- Trustees: **2.7%**

Degrees Conferred

Over 120 degree and certificate programs

Credentials include Associate in Arts; Associate in Science; Associate in Engineering Science; Associate in Fine Arts; Associate in Applied Science; Associate in General Studies; Certificates

Certain advanced degree programs are available through university partnerships

History

Parkland College was founded in 1966

Accreditation

Since 1972, Parkland College has been accredited by the North Central Association of Colleges and Schools, Higher Learning Commission

College President

Thomas R. Ramage, Ed.D.

District 505 Service Area

Most of Champaign, Piatt, Ford, and Douglas counties. Parts of DeWitt, McLean, Iroquois, Vermilion, Livingston, Edgar, Coles, and Moultrie counties.

¹⁴ For internet courses the tuition plus fees is \$192.50 per credit hour

¹⁵ For internet courses the tuition plus fees is \$282.50 per credit hour

¹⁶ Nonresident tuition plus fees for Ford ASSET and Case New Holland is \$192.50

¹⁷ FY2015